

Sobe e desce

RULES: Practical Shooting Handbook, Latest Edition **COURSE DESIGNER:** Jaime Dias

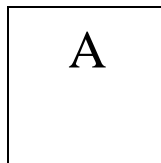
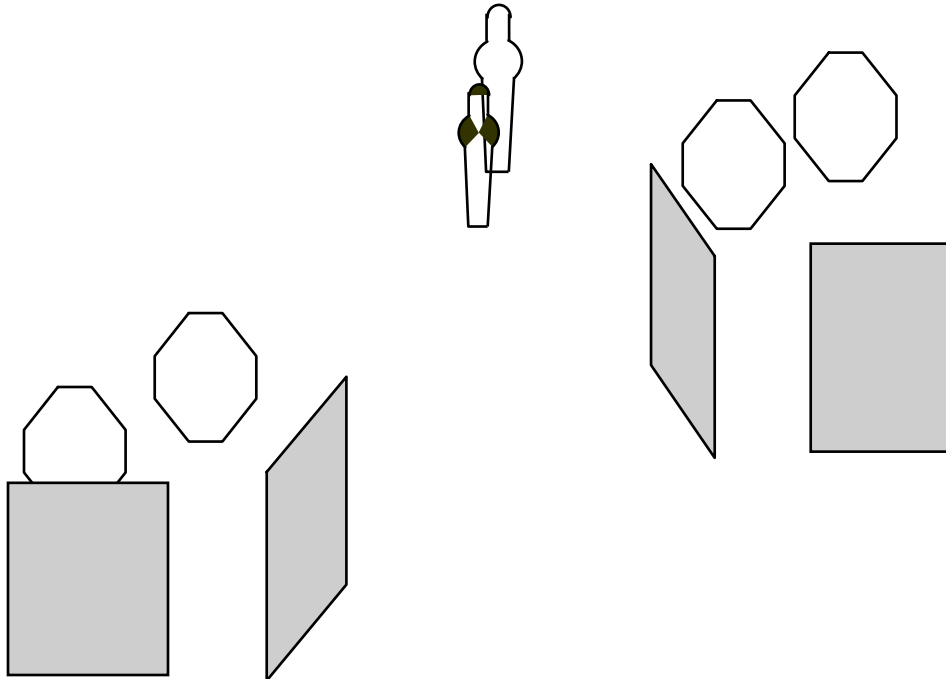
START POSITION: Em pé na Box "A". Arma no coldre.

STAGE PROCEDURE

Primeiro resolve PP, resto dos alvos em sequencia livre.

SCORING

SCORING: Comstock
TARGETS: 4 Classicos, 1 PP, 1 PP No Shoot
SCORED HITS: Best per IPSC, steel down = 1A
START-STOP: Audible - Last shot
DISTANCIA: 15 a 2 metros
DISPAROS: 9



SETUP NOTES:

RO NOTES:

Lado ao outro

RULES: Practical Shooting Handbook, Latest Edition **COURSE DESIGNER:** Jaime Dias

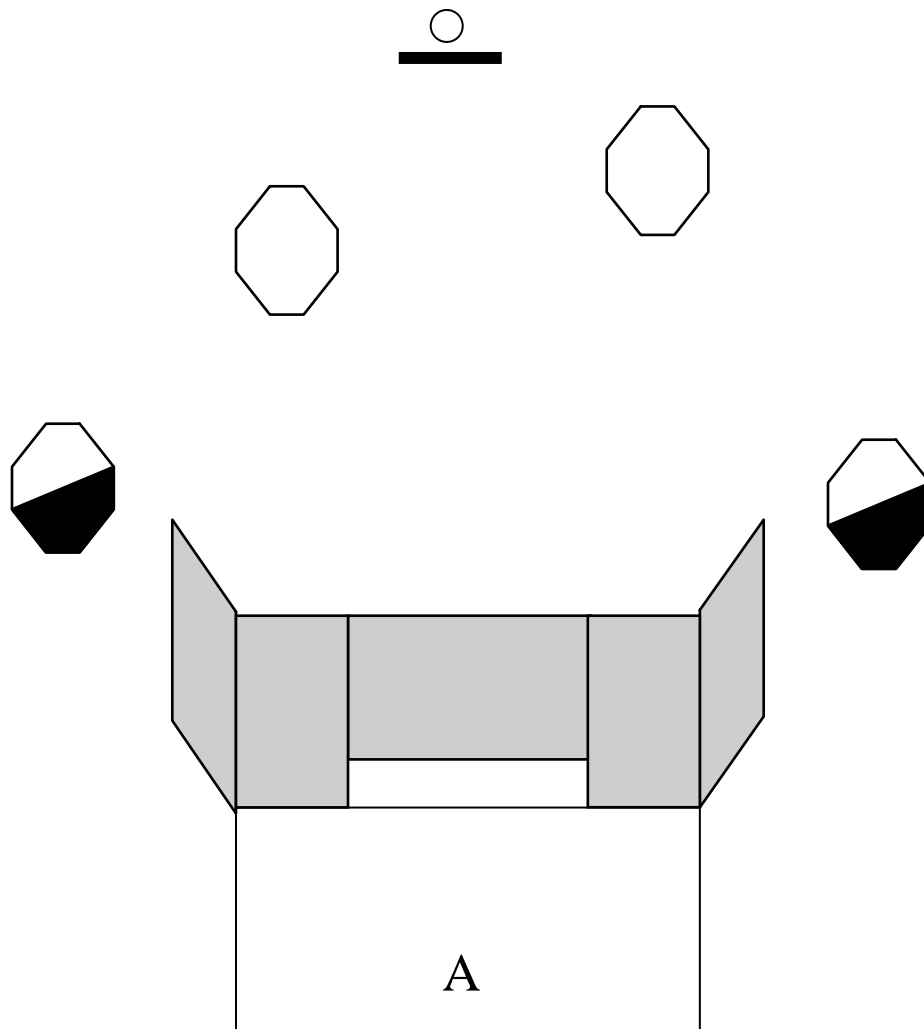
START POSITION: Em pé na posição "A". Arma no coldre.

STAGE PROCEDURE

De costas para a pista com os pés a tocar na linha. Resolve em sequencia livre.

SCORING

SCORING: Comstock
TARGETS: 2 Classicos, 2 Hard Cover, 1 metal
SCORED HITS: Best per IPSC, steel down = 1A
START-STOP: Audible - Last shot
DISTANCIA: 8 a 3 metros
DISPAROS: 9



SETUP NOTES:

RO NOTES:

Corrente alterna

RULES: Practical Shooting Handbook, Latest Edition **COURSE DESIGNER:** Jaime Dias

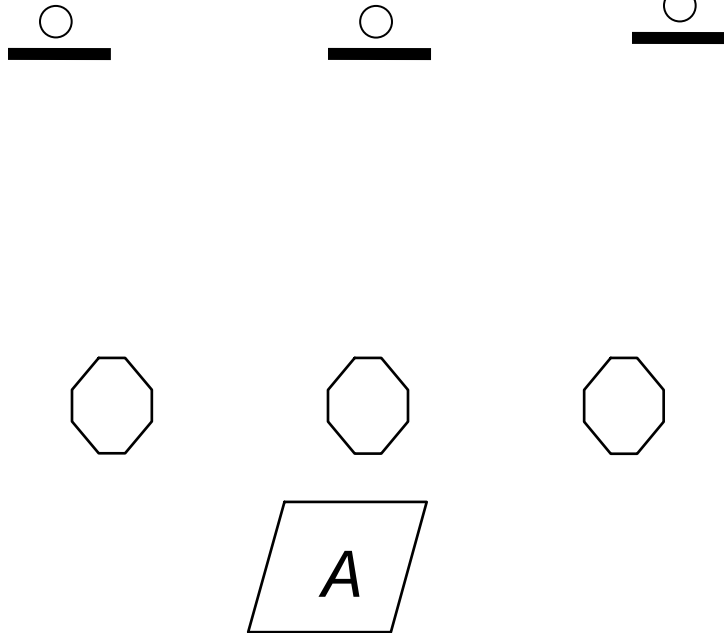
START POSITION: Em pé dentro da caixa "A", arma no coldre.

STAGE PROCEDURE

Ao sinal resolve dentro da caixa, alternando sempre entre um alvo de papel e um metal.

SCORING

SCORING: Comstock
TARGETS: 3 Classicos, e 3 Metais
SCORED HITS: Best per IPSC, steel down = 1A
START-STOP: Audible - Last shot
DISTANCIA: 12 a 1 metro
DISPAROS: 9



SETUP NOTES:

RO NOTES:

Maré baixa

RULES: Practical Shooting Handbook, Latest Edition **COURSE DESIGNER:** Jaime Dias

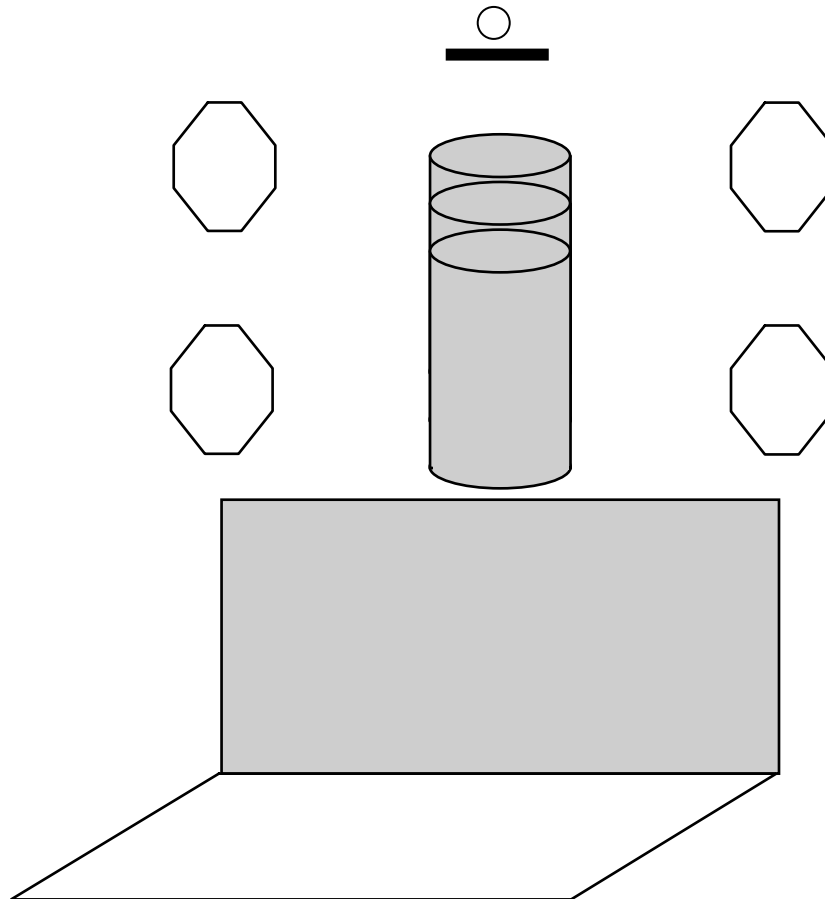
START POSITION: Em pé, mãos na barricada na zona marcada. Arma no coldre.

STAGE PROCEDURE

Em sequencia livre, atira no lado direito da barricada com a mão direita, do lado esquerdo da barricada utiliza a mão esquerda. Metal atira à escolha, mão fraca ou mão forte.

SCORING

SCORING: Comstock
TARGETS: 4 Classicos, 1 Metal
SCORED HITS: Best per IPSC, steel down = 1A
START-STOP: Audible - Last shot
DISTANCIA: 8 a 3 metros
DISPAROS: 9



SETUP NOTES:

RO NOTES:

RULES: Practical Shooting Handbook, Latest Edition **COURSE DESIGNER:** Jaime Dias

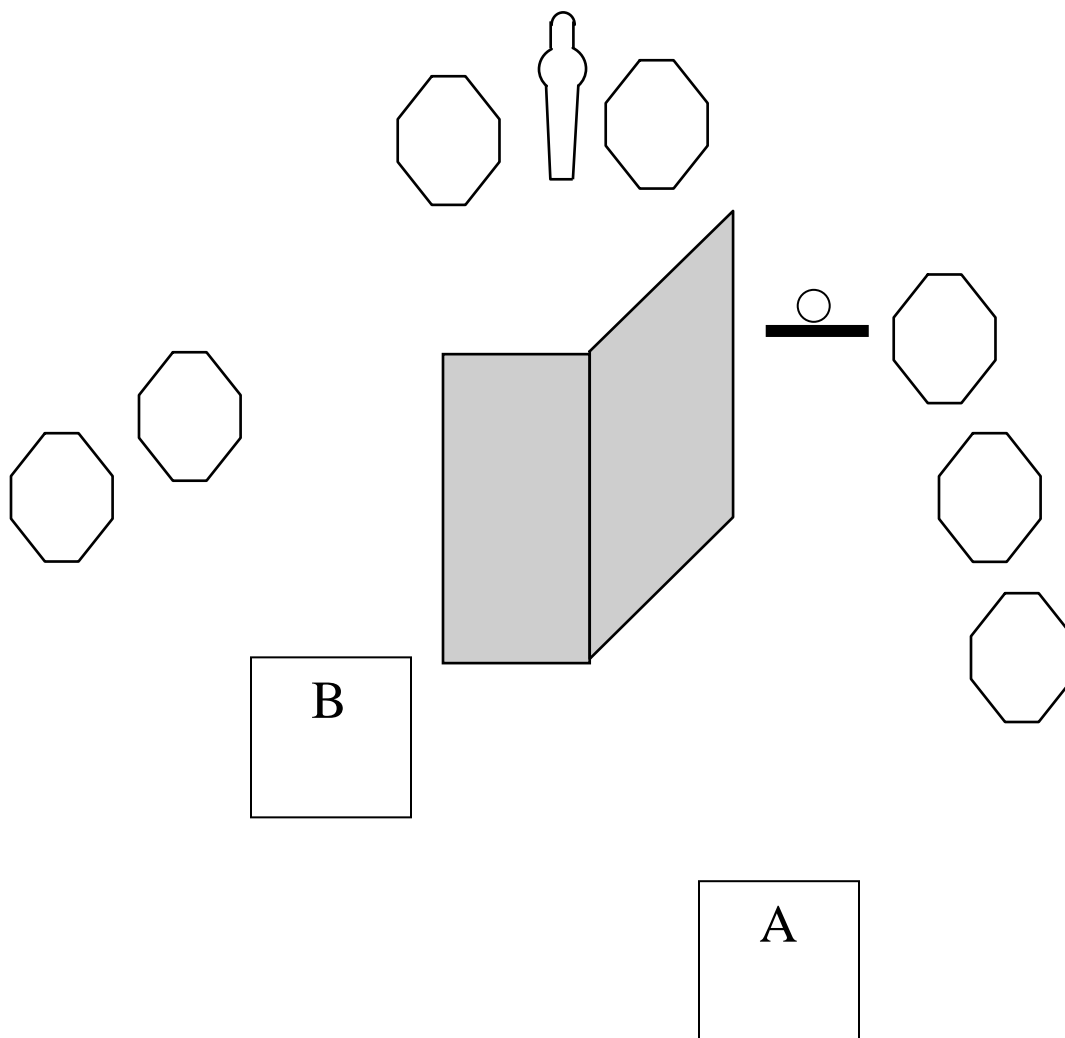
START POSITION: Em pé na caixa “A”. Arma no coldre.

STAGE PROCEDURE

Resolve sempre dentro das caixas. Mudança de carregador obrigatória antes da caixa “B”.

SCORING

SCORING: Comstock
TARGETS: 7 Classicos, 1 Metal, 1 PP
SCORED HITS: Best per IPSC, steel down = 1A
START-STOP: Audible - Last shot
DISTANCIA: 12 a 4 metros
DISPAROS: 16



SETUP NOTES:

RO NOTES:

A Escada

RULES: Practical Shooting Handbook, Latest Edition **COURSE DESIGNER:** Jaime Dias

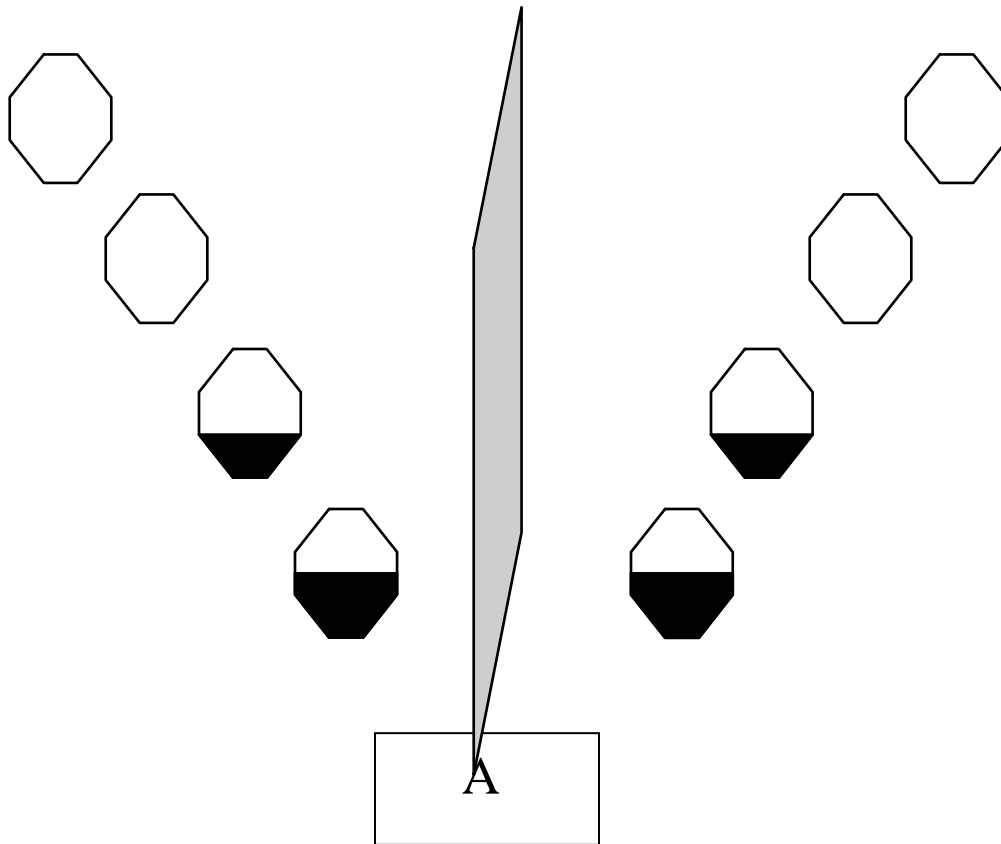
START POSITION: Em pé dentro da caixa "A", mãos na cabeça. Arma no coldre.

STAGE PROCEDURE

Resolve em sequencia livre dentro da caixa.

SCORING

SCORING: Comstock
TARGETS: 8 Classicos (4 Hard Cover)
SCORED HITS: Best per IPSC, steel down = 1A
START-STOP: Audible - Last shot
DISTANCIA: 12 a 3 metros
DISPAROS: 16



SETUP NOTES:

RO NOTES:

Corridinho

RULES: Practical Shooting Handbook, Latest Edition **COURSE DESIGNER:** Jaime Dias

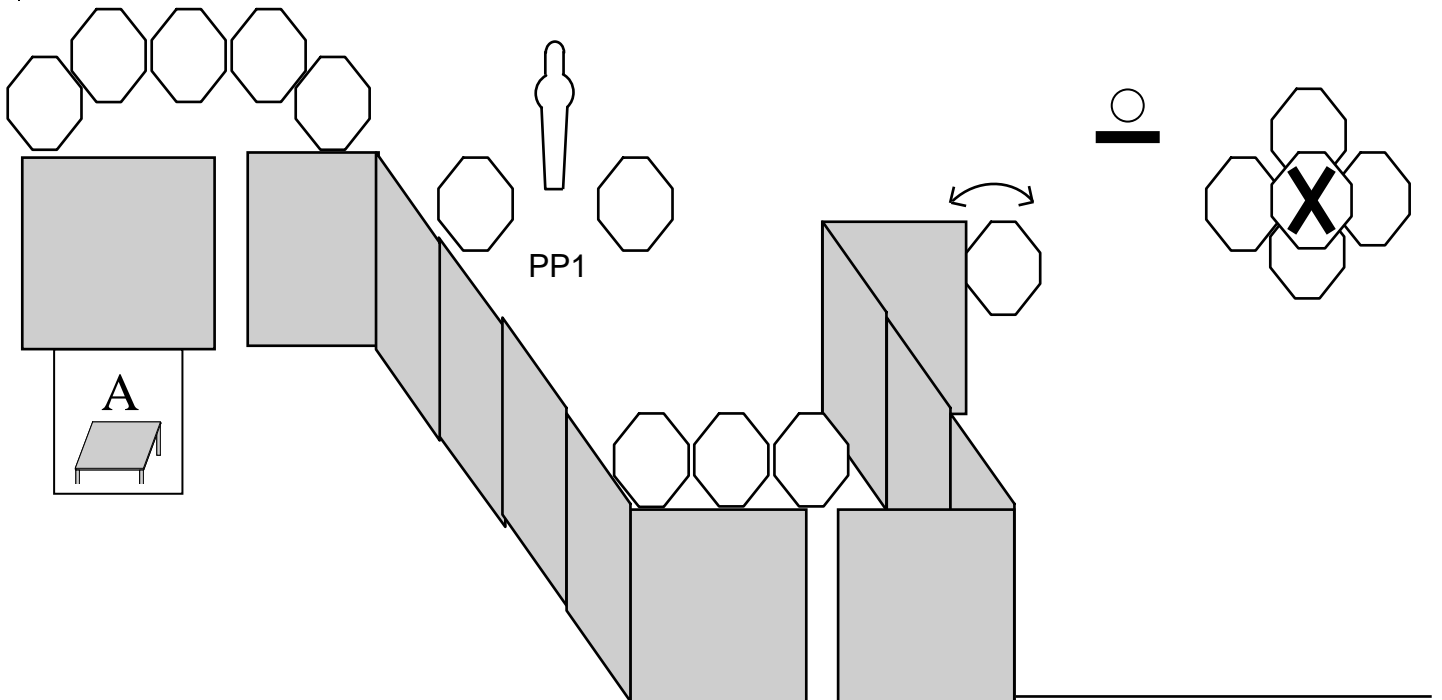
START POSITION: Em pé na caixa "A". Arma descarregada na mesa.

STAGE PROCEDURE

Ao sinal sonoro resolve respeitando a linha de penalidade.
PP 1 activa swinger.

SCORING

SCORING: Comstock
TARGETS: 15 Classicos, 1 PP, 1 metal, 1 No shoot
SCORED HITS: Best per IPSC, steel down = 1A
START-STOP: Audible - Last shot
DISTANCIA: 15 a 2 metros
DISPAROS: 32



SETUP NOTES:

RO NOTES:

RULES: Practical Shooting Handbook, Latest Edition **COURSE DESIGNER:** Jaime Dias

START POSITION: Em pé na caixa “A”, arma no coldre.

STAGE PROCEDURE

Ao sinal sonoro resolve, PP activa swinger.

SCORING

SCORING: Comstock
TARGETS: 15 Classicos, 1 PP, 1 metal
SCORED HITS: Best per IPSC, steel down = 1A
START-STOP: Audible - Last shot
DISTANCIA: 15 a 2 metros
DISPAROS: 32

