

RULES: Practical Shooting Handbook, Latest Edition **COURSE DESIGNER:** Jaime Dias

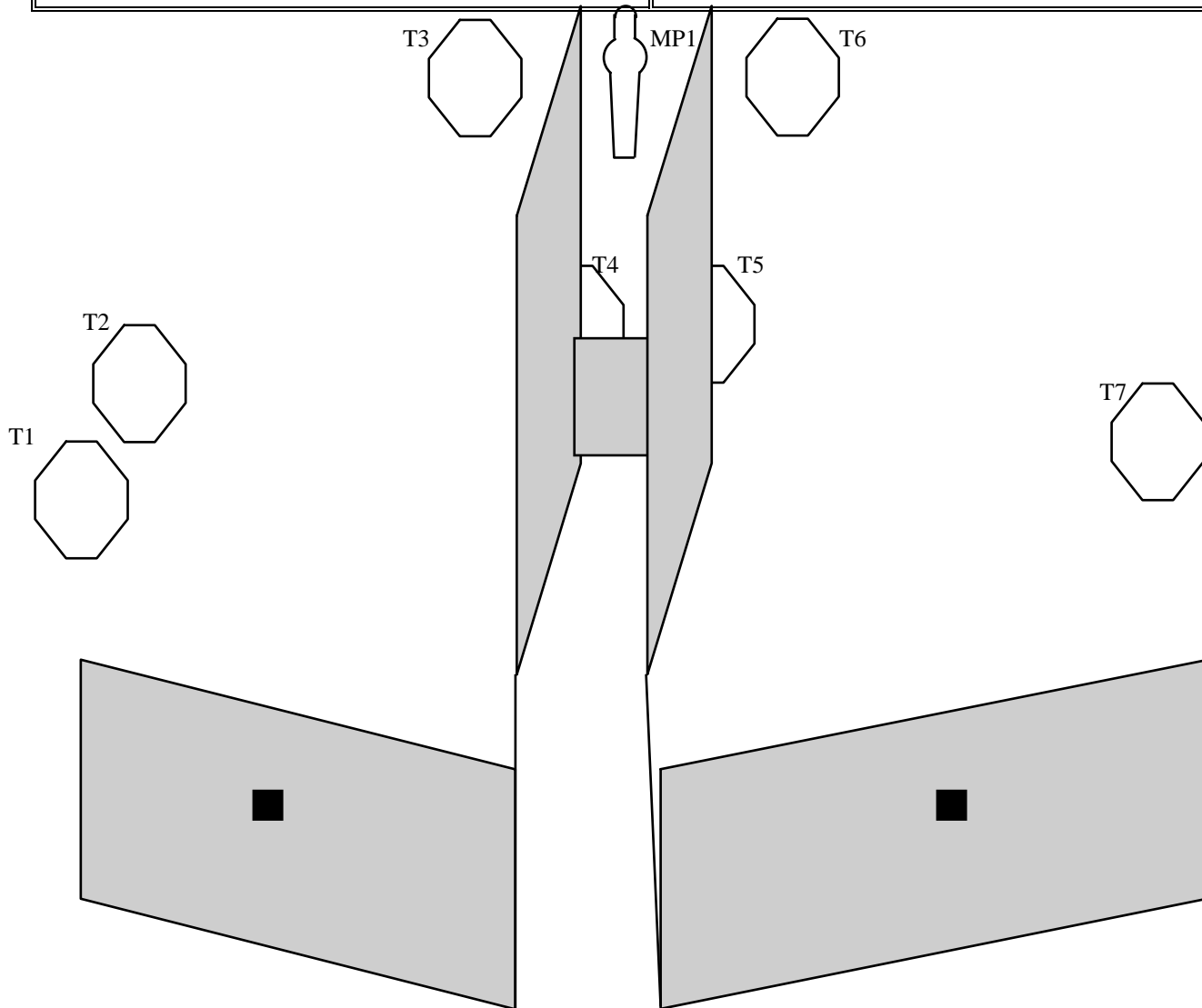
START POSITION: Em pé com as mão a tocar na zona marcada. Arma no coldre em ready.

STAGE PROCEDURE

Resolve em sequencia livre respeitando a linha de penalidade.

SCORING

SCORING: Comstock
TARGETS: 8 Alvos IPSC, 1 Mini PP
SCORED HITS: Best per IPSC, steel down = 1A
START-STOP: Audible - Last shot
DISTANCIA: 15 a 4 metros
DISPAROS: 15 – 75 Pontos



SETUP NOTES:

RO NOTES:

RULES: Practical Shooting Handbook, Latest Edition **COURSE DESIGNER:** Jaime Dias

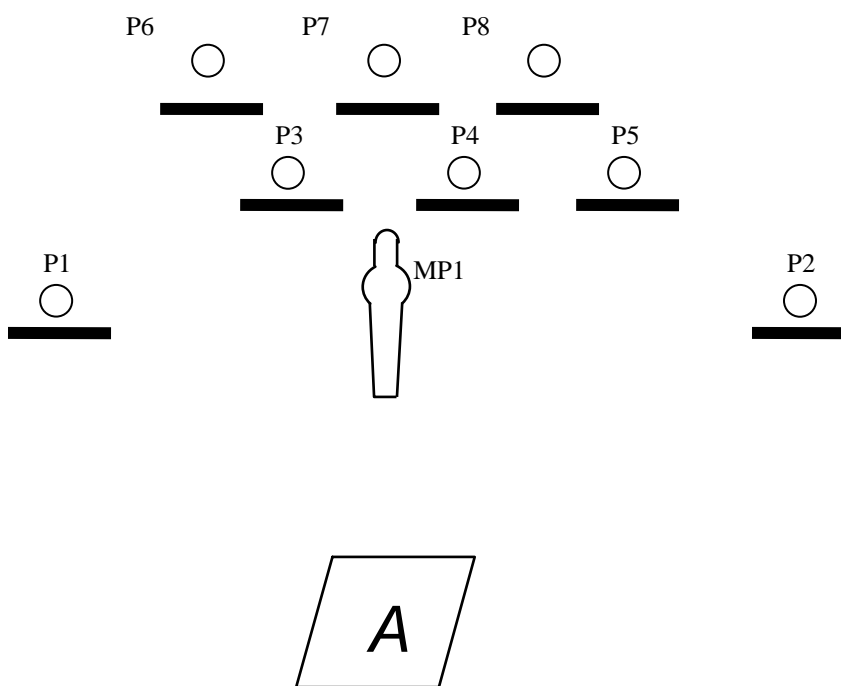
START POSITION: Dentro da caixa "A" em ready, arma no coldre, mãos a tocar na cabeça.

STAGE PROCEDURE

Ao sinal resolve dentro da caixa.

SCORING

SCORING: Comstock
TARGETS: 8 Metais, 1 Mini PP
SCORED HITS: Best per IPSC, steel down = 1A
START-STOP: Audible - Last shot
DISTANCIA: 15 a 10 metros
DISPAROS: 9 – 45 Pontos



SETUP NOTES:

RO NOTES:

RULES: Practical Shooting Handbook, Latest Edition **COURSE DESIGNER:** Jaime Dias

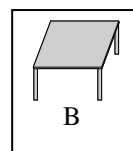
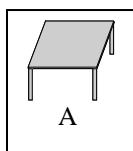
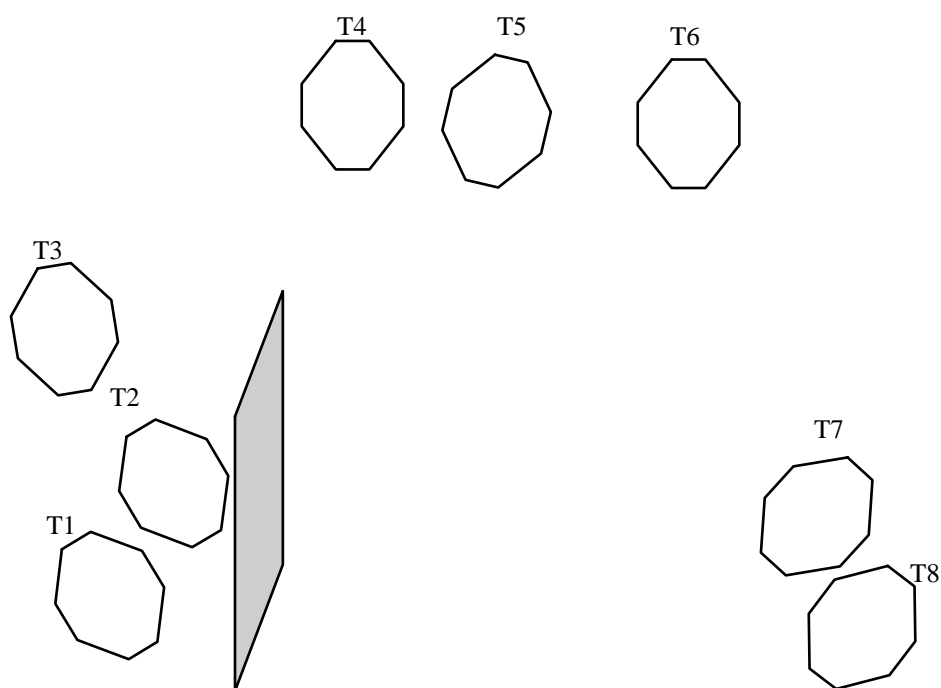
START POSITION: Em pé, mãos na zona marcada da mesa. Posição "start" na posição B.

STAGE PROCEDURE

Obrigatório atingir todos os alvos só com a mão forte, mão fraca fica sempre apoiada na mesa, mão aberta, palma em contacto com a zona assinalada.

SCORING

SCORING: Comstock
TARGETS: 8 Alvos IPSC
SCORED HITS: Best per IPSC, steel down = 1A
START-STOP: Audible - Last shot
DISTANCIA: 12 a 4 metros
DISPAROS: 16 – 80 pontos



SETUP NOTES:

RO NOTES:

RULES: Practical Shooting Handbook, Latest Edition **COURSE DESIGNER:** Jaime Dias

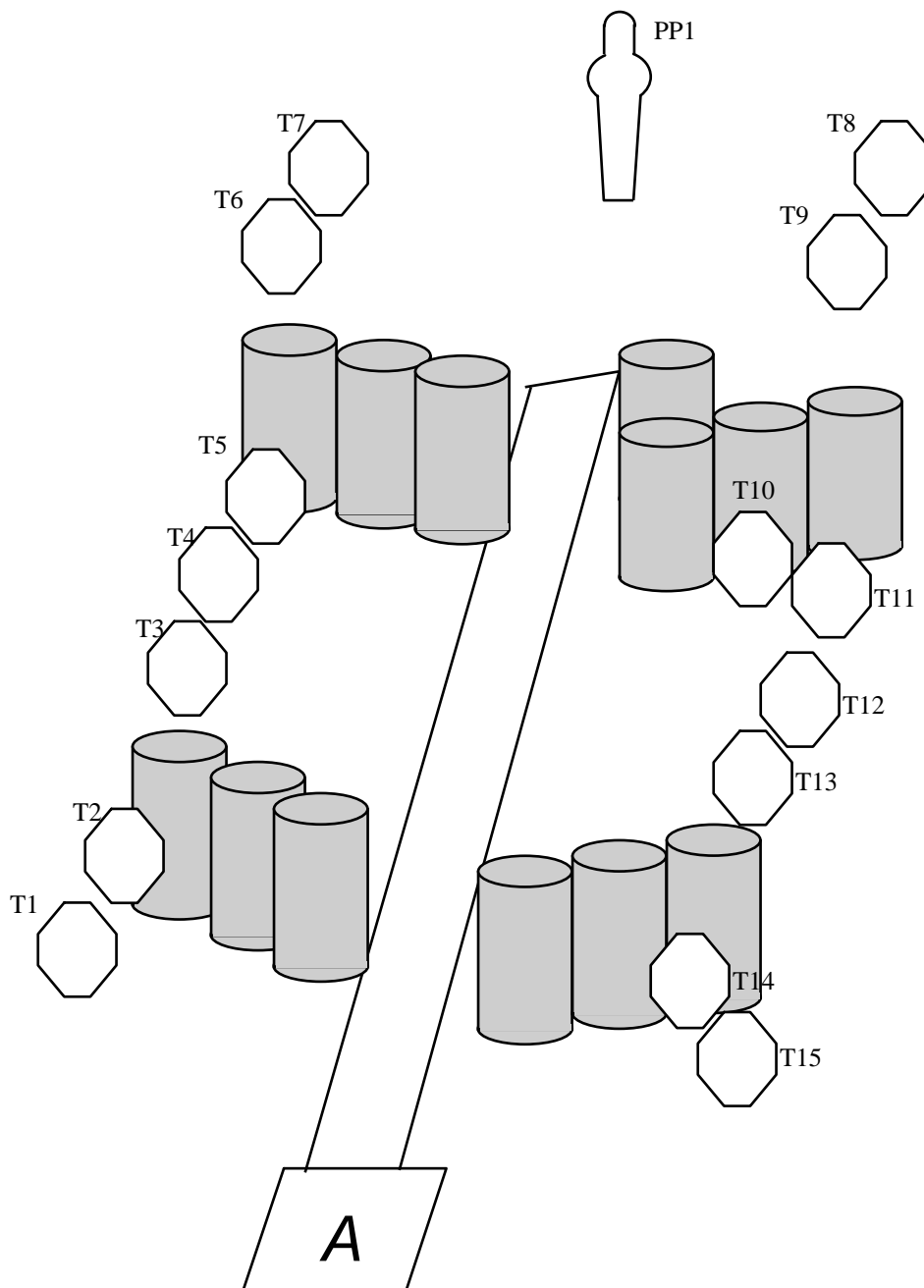
START POSITION: Em pé na caixa “A”, arma no coldre em ready.

STAGE PROCEDURE

Ao sinal sonoro derruba obrigatoriamente PP dentro da caixa A, só depois resolve em sequencia livre respeitando ângulos de segurança e linhas de penalidade.

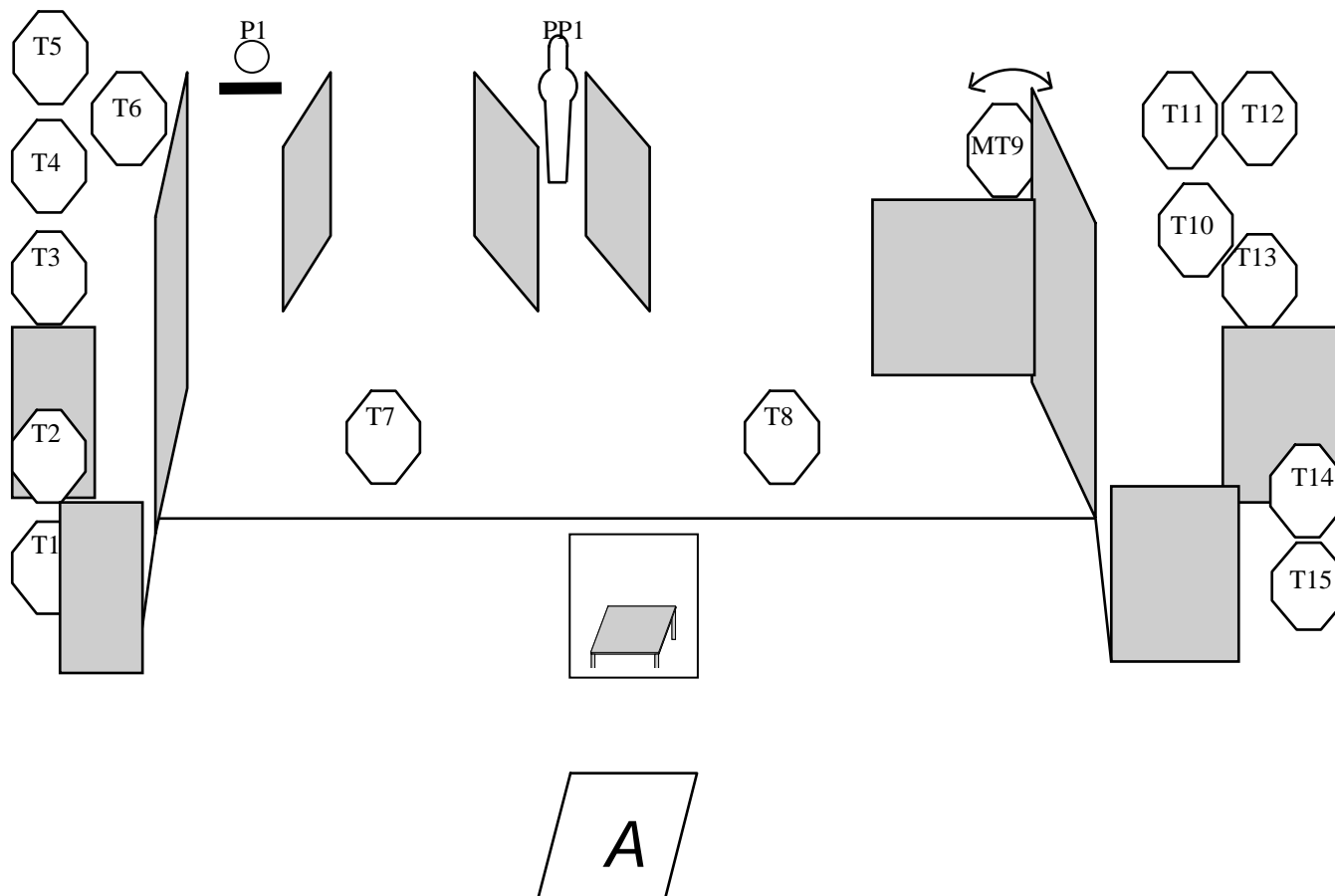
SCORING

SCORING: Comstock
TARGETS: 15 Alvos IPSC, 1 PP
SCORED HITS: Best per IPSC, steel down = 1A
START-STOP: Audible - Last shot
DISTANCIA: 25 a 2 metros
DISPAROS: 31 – 155 Pontos



RULES: Practical Shooting Handbook, Latest Edition **COURSE DESIGNER:** Jaime Dias

START POSITION: Em pé na caixa A. Arma descarregada na mesa, carregadores nos porta carregadores.	
<p>STAGE PROCEDURE</p> <p>Ao sinal sonoro resolve respeitando as linhas de penalidade. PP 1 activa swinger.</p>	<p>SCORING</p> <p>SCORING: Comstock TARGETS: 15 Alvos IPSC, 1 PP, 1 Metal SCORED HITS: Best per IPSC, steel down = 1A START-STOP: Audible - Last shot DISTANCIA: 15 a 2 metros DISPAROS: 32 – 160 Pontos</p>



SETUP NOTES:	RO NOTES:

RULES: Practical Shooting Handbook, Latest Edition **COURSE DESIGNER:** Jaime Dias

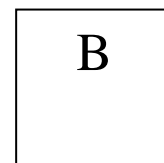
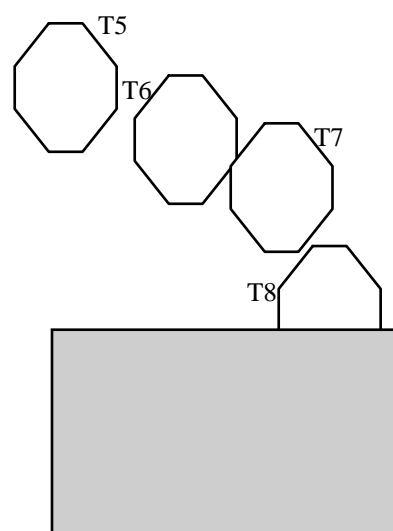
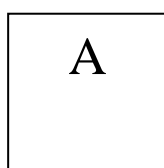
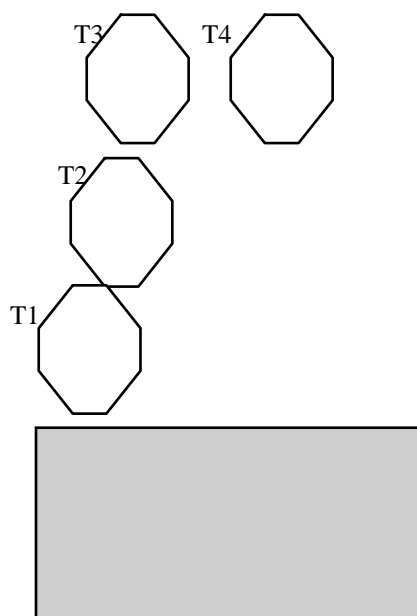
START POSITION: Em pé na Box "A". Arma em ready no coldre.

STAGE PROCEDURE

Obrigatório resolver sempre dentro das caixas.

SCORING

SCORING: Comstock
TARGETS: 8 Alvos IPSC
SCORED HITS: Best per IPSC, steel down = 1A
START-STOP: Audible - Last shot
DISTANCIA: 12 a 8 metros
DISPAROS: 16 – 80 Pontos



SETUP NOTES:

RO NOTES:

RULES: Practical Shooting Handbook, Latest Edition **COURSE DESIGNER:** Jaime Dias

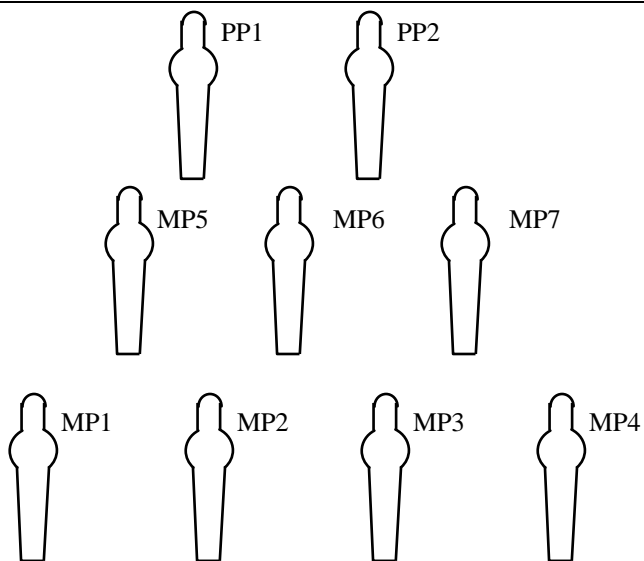
START POSITION: Em pé na caixa "A" em ready. Arma no coldre em ready, mãos a tocar na cabeça

STAGE PROCEDURE

Resolve em sequencia livre dentro da caixa.

SCORING

SCORING: Comstock
TARGETS: 2 PP, 7 Mini PP
SCORED HITS: Best per IPSC, steel down = 1A
START-STOP: Audible - Last shot
DISTANCIA: 12 a 8 metros
DISPAROS: 9 – 45 Pontos



A

SETUP NOTES:

RO NOTES:

RULES: Practical Shooting Handbook, Latest Edition **COURSE DESIGNER:** Jaime Dias

START POSITION: Em pé na caixa "A", arma no coldre em ready.

STAGE PROCEDURE

Ao sinal sonoro resolve em sequencia livre, uma mudança de carregador obrigatória.

SCORING

SCORING: Comstock
TARGETS: 3 Mini PP, 6 metais
SCORED HITS: Best per IPSC, steel down = 1A
START-STOP: Audible - Last shot
DISTANCIA: 12 a 8 metros
DISPAROS: 9 – 45 Pontos

