

OPEN -- Overall Stage Results

Campeonato Regional Sul - 2010

Printed Maio 16, 2010 at 16:59



Stage 1 -- Pista 1

	PTS	TIME	HIT FACTOR	STAGE POINTS	STAGE PERCENT	COMPETITOR # Name
1	149	24,62	6,0520	150,0000	100,00	23 Gaspar, Abel
2	141	29,47	4,7845	118,5856	79,06	11 Monteiro, Emerico
3	136	37,26	3,6500	90,4668	60,31	37 Braz, Paulo
4	121	35,43	3,4152	84,6462	56,43	38 Bicho, Ricardo
5	138	42,78	3,2258	79,9524	53,30	30 Nortadas, Joao
6	147	47,20	3,1144	77,1913	51,46	36 Simoes, Hugo
7	112	39,56	2,8311	70,1705	46,78	39 Viola, Rui
8	103	38,84	2,6519	65,7281	43,82	52 Silva, Nelson
9	85	47,27	1,7982	44,5683	29,71	60 Jorge, Jose
10	127	77,82	1,6320	40,4488	26,97	98 Paiva, Jorge
11	70	60,72	1,1528	28,5732	19,05	73 Robalo, Jose

STANDARD -- Overall Stage Results

Campeonato Regional Sul - 2010

Printed Maio 16, 2010 at 16:59



Stage 1 -- Pista 1

	PTS	TIME	HIT FACTOR	STAGE POINTS	STAGE PERCENT	COMPETITOR # Name
1	145	22,99	6,3071	150,0000	100,00	92 Correia, Paulo
2	131	21,74	6,0258	143,3092	95,54	21 Silva, Manuel
3	140	24,56	5,7003	135,5695	90,38	22 Monteiro, Joao
4	144	28,59	5,0367	119,7872	79,86	120 Esteves, Joaquim
5	130	25,83	5,0329	119,6964	79,80	105 Silva, Abilio
6	136	28,46	4,7786	113,6492	75,77	68 Fernandes, Paulo
7	139	29,77	4,6691	111,0448	74,03	5 Costa, JoseF
8	129	27,72	4,6537	110,6774	73,78	85 Xisto, Jorge
9	131	28,24	4,6388	110,3237	73,55	106 Jorge, Paulo
10	143	31,39	4,5556	108,3445	72,23	19 Ramalho, Vitor
11	124	31,79	3,9006	92,7670	61,84	15 Goncalves, Jose
12	106	27,72	3,8240	90,9442	60,63	18 Vieira, Jorge
13	146	40,13	3,6382	86,5259	57,68	119 Magalhaes, Manuel
14	121	33,66	3,5948	85,4936	57,00	121 Colaco, Vitor
15	148	41,50	3,5663	84,8156	56,54	13 Alvelos, Jorge
16	104	30,61	3,3976	80,8039	53,87	69 Verdade, Paulo
17	138	43,26	3,1900	75,8673	50,58	7 Rebelo, Jose
18	129	41,74	3,0906	73,5021	49,00	70 Silva, Rui
19	107	35,92	2,9788	70,8451	47,23	20 Dourado, Marco
20	117	39,55	2,9583	70,3561	46,90	108 Fernandez, Ramon
21	131	47,11	2,7807	66,1333	44,09	95 Duarte, Helder
22	110	42,45	2,5913	61,6279	41,09	27 Velez, Carlos
23	138	53,47	2,5809	61,3806	40,92	66 Lencastre, Luis
24	110	43,07	2,5540	60,7407	40,49	43 Marques, Joao
25	133	56,14	2,3691	56,3432	37,56	113 Mora, Amador
26	144	60,97	2,3618	56,1705	37,45	76 Palha, Antonio
27	140	63,06	2,2201	52,8003	35,20	35 Pinguinha, Cristina
28	129	59,39	2,1721	51,6581	34,44	93 Azevedo, Antonio
29	129	62,02	2,0800	49,4675	32,98	109 Palomino, Antonio
30	110	55,36	1,9870	47,2562	31,50	63 Marques, Jose
31	96	48,38	1,9843	47,1919	31,46	45 Costa, Alberto
32	134	68,80	1,9477	46,3211	30,88	48 Martins, Antonio
33	149	76,92	1,9371	46,0690	30,71	28 Martins, Carlos
34	140	75,07	1,8649	44,3531	29,57	57 Rodrigues, Fernando
35	83	45,76	1,8138	43,1374	28,76	50 Coelho, Vitor
36	136	75,18	1,8090	43,0228	28,68	99 Jorge, Jose
37	88	49,33	1,7839	42,4262	28,28	46 Mourao, Antonio
38	126	72,20	1,7452	41,5045	27,67	96 Mendes, Jose
39	98	56,67	1,7293	41,1278	27,42	44 Xavier, Luis
40	146	85,11	1,7154	40,7976	27,20	112 Maceda, Manuel
41	96	56,59	1,6964	40,3454	26,90	49 Valente, Jose
42	142	86,78	1,6363	38,9162	25,94	94 Nunes, Antonio
43	125	77,67	1,6094	38,2753	25,52	64 Raposo, Luis
44	96	61,05	1,5725	37,3979	24,93	65 Martins, Luis
45	72	47,48	1,5164	36,0648	24,04	115 Romero, Jesus
46	114	77,72	1,4668	34,8846	23,26	110 Toledano, Francisco

STANDARD -- Overall Stage Results

Campeonato Regional Sul - 2010

Printed Maio 16, 2010 at 16:59



Stage 1 -- Pista 1

	PTS	TIME	HIT FACTOR	STAGE POINTS	STAGE PERCENT	COMPETITOR # Name
47	110	75,09	1,4649	34,8396	23,23	33 Simoes, Fernanda
48	99	68,35	1,4484	34,4476	22,97	100 Pereira, Eunice
49	109	92,72	1,1756	27,9586	18,64	107 Santos, Jose
50	98	87,08	1,1254	26,7652	17,84	32 Lebre, Eugenia
51	91	85,17	1,0685	25,4107	16,94	88 Sousa, Joao
52	107	112,75	0,9490	22,5699	15,05	3 Faria, Jorge
53	63	71,61	0,8798	20,9232	13,95	31 Damiao, Erenesto
54	124	142,79	0,8684	20,6531	13,77	97 Nogueira, Luis
55	57	87,50	0,6514	15,4928	10,33	56 Jesus, Fernando
56	61	106,02	0,5754	13,6837	9,12	51 Azevedo, Artur
57	35	70,97	0,4932	11,7289	7,82	53 Lima, Herlander
58	22	96,14	0,2288	5,4423	3,63	34 Tavares, Sandra
59	0	0,00	0,0000	0,0000	0,00	2 Macaneiro, Jose
60	0	9,34	0,0000	0,0000	0,00	122 Costa, Luis
61	0	39,99	0,0000	0,0000	0,00	4 Domingos, Fernando
62	0	0,00	0,0000	0,0000	0,00	55 Mina, Antonio

PRODUCTION -- Overall Stage Results

Campeonato Regional Sul - 2010

Printed Maio 16, 2010 at 16:59



Stage 1 -- Pista 1

	PTS	TIME	HIT FACTOR	STAGE POINTS	STAGE PERCENT	COMPETITOR # Name
1	125	26,48	4,7205	150,0000	100,00	84 Borges, Bruno
2	144	31,62	4,5541	144,7104	96,47	83 Santos, Joao
3	146	35,03	4,1679	132,4378	88,29	10 Alegre, Paulo
4	108	28,18	3,8325	121,7817	81,19	17 Goncalves, Paulo
5	142	38,91	3,6494	115,9648	77,31	14 Braz, Rui
6	142	41,56	3,4167	108,5705	72,38	1 Diogo, Nuno
7	134	39,31	3,4088	108,3181	72,21	75 Veloso, Joel
8	125	39,40	3,1726	100,8122	67,21	59 Cruz, Carlos
9	126	45,08	2,7950	88,8149	59,21	87 Pereira, Jose
10	119	42,64	2,7908	88,6807	59,12	90 Gomes, Pedro
11	93	35,70	2,6050	82,7778	55,19	40 Guimaraes, Jose
12	97	38,11	2,5453	80,8783	53,92	61 Whitfield, Justin
13	123	49,58	2,4808	78,8311	52,55	16 Diogo, Paulo
14	132	59,04	2,2358	71,0439	47,36	114 Zozaya, Pablo
15	146	83,93	1,7395	55,2758	36,85	111 Toro, Francisco
16	87	51,73	1,6818	53,4412	35,63	62 Mota, Pedro
17	0	0,00	0,0000	0,0000	0,00	6 Neves, Luis
18	0	0,00	0,0000	0,0000	0,00	41 Albuquerque, Fernando

MODIFIED -- Overall Stage Results**Campeonato Regional Sul - 2010**

Printed Maio 16, 2010 at 16:59


**Stage 1 -- Pista 1**

	PTS	TIME	HIT FACTOR	STAGE POINTS	STAGE PERCENT	COMPETITOR # Name
1	126	26,53	4,7493	150,0000	100,00	101 Fernandes, Henrique
2	144	36,68	3,9258	123,9913	82,66	71 Costa, Jose
3	136	37,14	3,6618	115,6525	77,10	12 Reis, Francisco
4	138	37,79	3,6518	115,3347	76,89	26 Guerreiro, Vitor
5	117	34,81	3,3611	106,1548	70,77	89 Leitao, Orlando
6	142	42,48	3,3427	105,5752	70,38	80 Lopes, Fernando
7	107	34,70	3,0836	97,3895	64,93	25 Ramos, Antonio
8	128	41,58	3,0784	97,2262	64,82	86 Simoes, Carlos
9	96	33,05	2,9047	91,7398	61,16	54 Canha, Antonio
10	120	44,29	2,7094	85,5724	57,05	78 Pereira, Joao
11	111	40,98	2,7086	85,5478	57,03	103 Rodrigues, Jose
12	134	51,42	2,6060	82,3058	54,87	79 Leitao, Vasco
13	108	44,26	2,4401	77,0673	51,38	58 Fialho, Domingos
14	90	38,05	2,3653	74,7043	49,80	91 Azinheira, Paulo
15	142	60,92	2,3309	73,6184	49,08	24 Simao, Antonio
16	130	58,73	2,2135	69,9103	46,61	81 Marques, Francisco
17	126	58,94	2,1378	67,5178	45,01	72 Madeira, Joaquim
18	0	26,67	0,0000	0,0000	0,00	102 Santos, Jose

REVOLVER (STANDARD) -- Overall Stage Results

Campeonato Regional Sul - 2010

Printed Maio 16, 2010 at 16:59



Stage 1 -- Pista 1

	PTS	TIME	HIT FACTOR	STAGE POINTS	STAGE PERCENT	COMPETITOR # Name
1	143	45,08	3,1721	150,0000	100,00	9 Santos, Paulo
2	137	88,38	1,5501	73,3003	48,87	8 Vaz, Jose

OPEN -- Overall Stage Results

Campeonato Regional Sul - 2010

Printed Maio 16, 2010 at 16:59



Stage 2 -- Pista 2

	PTS	TIME	HIT FACTOR	STAGE POINTS	STAGE PERCENT	COMPETITOR # Name
1	45	14,42	3,1207	45,0000	100,00	23 Gaspar, Abel
2	42	16,67	2,5195	36,3311	80,74	11 Monteiro, Emerico
3	43	22,70	1,8943	27,3154	60,70	30 Nortadas, Joao
4	43	22,87	1,8802	27,1124	60,25	37 Braz, Paulo
5	44	24,28	1,8122	26,1318	58,07	52 Silva, Nelson
6	43	35,92	1,1971	17,2622	38,36	60 Jorge, Jose
7	45	40,96	1,0986	15,8423	35,21	98 Paiva, Jorge
8	45	44,91	1,0020	14,4489	32,11	39 Viola, Rui
9	39	43,16	0,9036	13,0301	28,96	73 Robalo, Jose
10	41	52,48	0,7813	11,2656	25,03	38 Bicho, Ricardo
11	15	23,18	0,6471	9,3313	20,74	36 Simoes, Hugo

STANDARD -- Overall Stage Results

Campeonato Regional Sul - 2010

Printed Maio 16, 2010 at 16:59



Stage 2 -- Pista 2

	PTS	TIME	HIT FACTOR	STAGE POINTS	STAGE PERCENT	COMPETITOR # Name
1	44	12,84	3,4268	45,0000	100,00	5 Costa, JoseF
2	45	13,16	3,4195	44,9036	99,79	92 Correia, Paulo
3	44	13,26	3,3183	43,5747	96,83	122 Costa, Luis
4	45	14,54	3,0949	40,6418	90,32	22 Monteiro, Joao
5	44	18,91	2,3268	30,5553	67,90	106 Jorge, Paulo
6	45	20,04	2,2455	29,4876	65,53	7 Rebelo, Jose
7	45	20,49	2,1962	28,8400	64,09	19 Ramalho, Vitor
8	45	22,13	2,0334	26,7027	59,34	95 Duarte, Helder
9	41	21,48	1,9088	25,0654	55,70	85 Xisto, Jorge
10	45	24,11	1,8664	24,5098	54,47	21 Silva, Manuel
11	45	24,41	1,8435	24,2086	53,80	66 Lencastre, Luis
12	39	21,38	1,8241	23,9542	53,23	68 Fernandes, Paulo
13	45	24,70	1,8219	23,9244	53,17	18 Vieira, Jorge
14	41	22,62	1,8126	23,8021	52,89	45 Costa, Alberto
15	44	28,77	1,5294	20,0834	44,63	15 Goncalves, Jose
16	45	30,29	1,4856	19,5091	43,35	121 Colaco, Vitor
17	43	30,39	1,4149	18,5807	41,29	33 Simoes, Fernanda
18	45	31,83	1,4138	18,5652	41,26	70 Silva, Rui
19	45	32,37	1,3902	18,2555	40,57	112 Maceda, Manuel
20	45	33,46	1,3449	17,6608	39,25	120 Esteves, Joaquim
21	45	35,20	1,2784	16,7878	37,31	69 Verdade, Paulo
22	45	35,55	1,2658	16,6226	36,94	27 Velez, Carlos
23	13	10,30	1,2621	16,5741	36,83	13 Alvelos, Jorge
24	44	34,87	1,2618	16,5701	36,82	76 Palha, Antonio
25	45	35,98	1,2507	16,4239	36,50	109 Palomino, Antonio
26	45	36,10	1,2465	16,3693	36,38	63 Marques, Jose
27	45	36,38	1,2369	16,2433	36,10	48 Martins, Antonio
28	45	37,85	1,1889	15,6125	34,69	3 Faria, Jorge
29	44	37,35	1,1780	15,4699	34,38	105 Silva, Abilio
30	45	38,27	1,1759	15,4411	34,31	99 Jorge, Jose
31	30	28,33	1,0589	13,9059	30,90	43 Marques, Joao
32	45	42,96	1,0475	13,7554	30,57	49 Valente, Jose
33	45	50,27	0,8952	11,7552	26,12	94 Nunes, Antonio
34	30	33,95	0,8837	11,6040	25,79	108 Fernandez, Ramon
35	45	51,10	0,8806	11,5642	25,70	115 Romero, Jesus
36	43	50,27	0,8554	11,2327	24,96	50 Coelho, Vitor
37	30	35,12	0,8542	11,2174	24,93	44 Xavier, Luis
38	45	54,26	0,8293	10,8907	24,20	32 Lebre, Eugenia
39	45	54,71	0,8225	10,8012	24,00	100 Pereira, Eunice
40	45	55,38	0,8126	10,6705	23,71	64 Raposo, Luis
41	45	56,54	0,7959	10,4516	23,23	93 Azevedo, Antonio
42	45	57,90	0,7772	10,2061	22,68	51 Azevedo, Artur
43	30	39,92	0,7515	9,8686	21,93	119 Magalhaes, Manuel
44	41	59,14	0,6933	9,1039	20,23	53 Lima, Herlander
45	41	61,91	0,6623	8,6966	19,33	34 Tavares, Sandra
46	45	69,43	0,6481	8,5112	18,91	35 Pinguinha, Cristina

STANDARD -- Overall Stage Results

Campeonato Regional Sul - 2010

Printed Maio 16, 2010 at 16:59



Stage 2 -- Pista 2

	PTS	TIME	HIT FACTOR	STAGE POINTS	STAGE PERCENT	COMPETITOR # Name
47	45	70,60	0,6374	8,3701	18,60	28 Martins, Carlos
48	41	70,23	0,5838	7,6663	17,04	97 Nogueira, Luis
49	30	69,03	0,4346	5,7070	12,68	107 Santos, Jose
50	33	81,00	0,4074	5,3500	11,89	20 Dourado, Marco
51	15	49,16	0,3051	4,0069	8,90	46 Mourao, Antonio
52	41	139,37	0,2942	3,8631	8,58	113 Mora, Amador
53	30	117,64	0,2550	3,3488	7,44	110 Toledano, Francisco
54	11	55,78	0,1972	2,5896	5,75	31 Damiao, Erenesto
55	0	0,00	0,0000	0,0000	0,00	4 Domingos, Fernando
56	0	0,00	0,0000	0,0000	0,00	2 Macaneiro, Jose
57	0	60,06	0,0000	0,0000	0,00	65 Martins, Luis
58	0	93,09	0,0000	0,0000	0,00	56 Jesus, Fernando
59	0	61,37	0,0000	0,0000	0,00	88 Sousa, Joao
60	0	0,00	0,0000	0,0000	0,00	55 Mina, Antonio
61	0	47,59	0,0000	0,0000	0,00	96 Mendes, Jose
62	0	50,46	0,0000	0,0000	0,00	57 Rodrigues, Fernando

PRODUCTION -- Overall Stage Results

Campeonato Regional Sul - 2010

Printed Maio 16, 2010 at 16:59



Stage 2 -- Pista 2

	PTS	TIME	HIT FACTOR	STAGE POINTS	STAGE PERCENT	COMPETITOR # Name
1	43	13,98	3,0758	45,0000	100,00	83 Santos, Joao
2	45	16,24	2,7709	40,5394	90,09	1 Diogo, Nuno
3	45	22,10	2,0362	29,7901	66,20	10 Alegre, Paulo
4	45	22,93	1,9625	28,7118	63,80	75 Veloso, Joel
5	45	23,19	1,9405	28,3898	63,09	61 Whitfield, Justin
6	43	22,33	1,9257	28,1729	62,61	17 Goncalves, Paulo
7	30	17,93	1,6732	24,4789	54,40	40 Guimaraes, Jose
8	45	31,32	1,4368	21,0204	46,71	90 Gomes, Pedro
9	45	31,36	1,4349	20,9936	46,65	59 Cruz, Carlos
10	37	25,88	1,4297	20,9165	46,48	62 Mota, Pedro
11	43	37,81	1,1373	16,6385	36,97	14 Braz, Rui
12	45	41,86	1,0750	15,7277	34,95	111 Toro, Francisco
13	45	44,71	1,0065	14,7251	32,72	87 Pereira, Jose
14	45	47,10	0,9554	13,9779	31,06	16 Diogo, Paulo
15	30	31,69	0,9467	13,8500	30,78	84 Borges, Bruno
16	30	67,69	0,4432	6,4841	14,41	114 Zozaya, Pablo
17	0	0,00	0,0000	0,0000	0,00	6 Neves, Luis
18	0	0,00	0,0000	0,0000	0,00	41 Albuquerque, Fernando

MODIFIED -- Overall Stage Results**Campeonato Regional Sul - 2010**

Printed Maio 16, 2010 at 16:59


**Stage 2 -- Pista 2**

	PTS	TIME	HIT FACTOR	STAGE POINTS	STAGE PERCENT	COMPETITOR # Name
1	45	17,20	2,6163	45,0000	100,00	12 Reis, Francisco
2	45	18,47	2,4364	41,9058	93,12	101 Fernandes, Henrique
3	45	20,72	2,1718	37,3552	83,01	103 Rodrigues, Jose
4	45	22,58	1,9929	34,2781	76,17	80 Lopes, Fernando
5	45	23,29	1,9322	33,2331	73,85	26 Guerreiro, Vitor
6	45	23,59	1,9076	32,8105	72,91	81 Marques, Francisco
7	45	29,39	1,5311	26,3355	58,52	58 Fialho, Domingos
8	43	28,23	1,5232	26,1991	58,22	78 Pereira, Joao
9	45	29,71	1,5146	26,0518	57,89	91 Azinheira, Paulo
10	45	30,72	1,4648	25,1953	55,99	89 Leitao, Orlando
11	45	31,44	1,4313	24,6183	54,71	25 Ramos, Antonio
12	43	31,78	1,3531	23,2725	51,72	54 Canha, Antonio
13	45	33,66	1,3369	22,9947	51,10	86 Simoes, Carlos
14	44	36,54	1,2042	20,7115	46,03	71 Costa, Jose
15	41	35,95	1,1405	19,6161	43,59	72 Madeira, Joaquim
16	43	46,22	0,9303	16,0017	35,56	79 Leitao, Vasco
17	30	55,12	0,5443	9,3614	20,80	24 Simao, Antonio
18	0	0,00	0,0000	0,0000	0,00	102 Santos, Jose

REVOLVER (STANDARD) -- Overall Stage Results

Campeonato Regional Sul - 2010

Printed Maio 16, 2010 at 16:59



Stage 2 -- Pista 2

	PTS	TIME	HIT FACTOR	STAGE POINTS	STAGE PERCENT	COMPETITOR # Name
1	44	28,73	1,5315	45,0000	100,00	9 Santos, Paulo
2	45	70,46	0,6387	18,7657	41,70	8 Vaz, Jose

OPEN -- Overall Stage Results

Campeonato Regional Sul - 2010

Printed Maio 16, 2010 at 16:59



Stage 3 -- Pista 3

	PTS	TIME	HIT FACTOR	STAGE POINTS	STAGE PERCENT	COMPETITOR # Name
1	141	42,70	3,3021	145,0000	100,00	11 Monteiro, Emerico
2	90	34,36	2,6193	115,0181	79,32	23 Gaspar, Abel
3	142	62,32	2,2786	100,0547	69,00	36 Simoes, Hugo
4	95	58,19	1,6326	71,6889	49,44	38 Bicho, Ricardo
5	130	100,91	1,2883	56,5700	39,01	73 Robalo, Jose
6	93	99,37	0,9359	41,0965	28,34	30 Nortadas, Joao
7	92	123,19	0,7468	32,7936	22,62	98 Paiva, Jorge
8	39	52,53	0,7424	32,6012	22,48	37 Braz, Paulo
9	50	85,50	0,5848	25,6791	17,71	39 Viola, Rui
10	31	59,43	0,5216	22,9051	15,80	52 Silva, Nelson
11	25	84,36	0,2963	13,0131	8,97	60 Jorge, Jose

STANDARD -- Overall Stage Results**Campeonato Regional Sul - 2010**

Printed Maio 16, 2010 at 16:59

**Stage 3 -- Pista 3**

	PTS	TIME	HIT FACTOR	STAGE POINTS	STAGE PERCENT	COMPETITOR # Name
1	133	40,92	3,2502	145,0000	100,00	22 Monteiro, Joao
2	140	47,70	2,9350	130,9368	90,30	122 Costa, Luis
3	138	54,16	2,5480	113,6717	78,39	92 Correia, Paulo
4	118	49,20	2,3984	106,9963	73,79	2 Macaneiro, Jose
5	142	71,08	1,9977	89,1236	61,46	7 Rebelo, Jose
6	107	55,47	1,9290	86,0553	59,35	18 Vieira, Jorge
7	137	71,92	1,9049	84,9812	58,61	19 Ramalho, Vitor
8	123	82,41	1,4925	66,5851	45,92	69 Verdade, Paulo
9	81	55,92	1,4485	64,6204	44,57	21 Silva, Manuel
10	122	98,56	1,2378	55,2219	38,08	27 Velez, Carlos
11	129	106,54	1,2108	54,0168	37,25	3 Faria, Jorge
12	80	66,75	1,1985	53,4676	36,87	120 Esteves, Joaquim
13	135	117,05	1,1534	51,4534	35,49	15 Goncalves, Jose
14	69	60,21	1,1460	51,1249	35,26	68 Fernandes, Paulo
15	73	67,17	1,0868	48,4841	33,44	5 Costa, JoseF
16	74	80,61	0,9180	40,9539	28,24	85 Xisto, Jorge
17	80	88,15	0,9075	40,4874	27,92	70 Silva, Rui
18	131	144,67	0,9055	40,3966	27,86	94 Nunes, Antonio
19	63	83,10	0,7581	33,8214	23,33	121 Colaco, Vitor
20	83	111,15	0,7467	33,3135	22,97	119 Magalhaes, Manuel
21	89	127,38	0,6987	31,1703	21,50	112 Maceda, Manuel
22	107	172,34	0,6209	27,6981	19,10	76 Palha, Antonio
23	101	179,84	0,5616	25,0546	17,28	51 Azevedo, Artur
24	84	152,98	0,5491	24,4961	16,89	33 Simoes, Fernanda
25	75	147,78	0,5075	22,6411	15,61	31 Damiao, Erenesto
26	39	76,98	0,5066	22,6016	15,59	66 Lencastre, Luis
27	20	43,38	0,4610	20,5680	14,18	106 Jorge, Paulo
28	35	112,94	0,3099	13,8252	9,53	108 Fernandez, Ramon
29	41	134,66	0,3045	13,5830	9,37	93 Azevedo, Antonio
30	33	138,46	0,2383	10,6327	7,33	32 Lebre, Eugenia
31	29	141,77	0,2046	9,1257	6,29	28 Martins, Carlos
32	11	87,11	0,1263	5,6335	3,89	95 Duarte, Helder
33	13	139,72	0,0930	4,1508	2,86	109 Palomino, Antonio
34	9	111,64	0,0806	3,5965	2,48	100 Pereira, Eunice
35	3	148,52	0,0202	0,9011	0,62	35 Pinguinha, Cristina
36	0	0,00	0,0000	0,0000	0,00	55 Mina, Antonio
37	0	91,02	0,0000	0,0000	0,00	49 Valente, Jose
38	0	0,00	0,0000	0,0000	0,00	57 Rodrigues, Fernando
39	0	64,82	0,0000	0,0000	0,00	56 Jesus, Fernando
40	0	67,78	0,0000	0,0000	0,00	50 Coelho, Vitor
41	0	189,07	0,0000	0,0000	0,00	110 Toledano, Francisco
42	0	0,00	0,0000	0,0000	0,00	13 Alvelos, Jorge
43	0	78,32	0,0000	0,0000	0,00	44 Xavier, Luis
44	0	112,40	0,0000	0,0000	0,00	88 Sousa, Joao
45	0	98,92	0,0000	0,0000	0,00	48 Martins, Antonio
46	0	0,00	0,0000	0,0000	0,00	4 Domingos, Fernando

STANDARD -- Overall Stage Results

Campeonato Regional Sul - 2010

Printed Maio 16, 2010 at 16:59



Stage 3 -- Pista 3

	PTS	TIME	HIT FACTOR	STAGE POINTS	STAGE PERCENT	COMPETITOR # Name
47	0	56,77	0,0000	0,0000	0,00	46 Mourao, Antonio
48	0	169,00	0,0000	0,0000	0,00	115 Romero, Jesus
49	0	0,00	0,0000	0,0000	0,00	113 Mora, Amador
50	0	72,96	0,0000	0,0000	0,00	45 Costa, Alberto
51	0	9,84	0,0000	0,0000	0,00	107 Santos, Jose
52	0	94,71	0,0000	0,0000	0,00	64 Raposo, Luis
53	0	120,84	0,0000	0,0000	0,00	20 Dourado, Marco
54	0	81,70	0,0000	0,0000	0,00	105 Silva, Abilio
55	0	95,47	0,0000	0,0000	0,00	99 Jorge, Jose
56	0	172,52	0,0000	0,0000	0,00	96 Mendes, Jose
57	0	117,36	0,0000	0,0000	0,00	34 Tavares, Sandra
58	0	93,70	0,0000	0,0000	0,00	53 Lima, Herlander
59	0	58,62	0,0000	0,0000	0,00	43 Marques, Joao
60	0	137,64	0,0000	0,0000	0,00	63 Marques, Jose
61	0	118,40	0,0000	0,0000	0,00	97 Nogueira, Luis
62	0	141,15	0,0000	0,0000	0,00	65 Martins, Luis

PRODUCTION -- Overall Stage Results

Campeonato Regional Sul - 2010

Printed Maio 16, 2010 at 16:59



Stage 3 -- Pista 3

	PTS	TIME	HIT FACTOR	STAGE POINTS	STAGE PERCENT	COMPETITOR # Name
1	135	49,82	2,7098	145,0000	100,00	17 Goncalves, Paulo
2	117	61,59	1,8997	101,6515	70,10	83 Santos, Joao
3	137	91,28	1,5009	80,3124	55,39	14 Braz, Rui
4	131	93,53	1,4006	74,9477	51,69	75 Veloso, Joel
5	139	102,11	1,3613	72,8424	50,24	1 Diogo, Nuno
6	131	115,86	1,1307	60,5028	41,73	90 Gomes, Pedro
7	99	88,10	1,1237	60,1308	41,47	10 Alegre, Paulo
8	145	144,76	1,0017	53,5991	36,96	111 Toro, Francisco
9	97	98,20	0,9878	52,8565	36,45	87 Pereira, Jose
10	137	148,83	0,9205	49,2570	33,97	114 Zozaya, Pablo
11	59	69,40	0,8501	45,4915	31,37	40 Guimaraes, Jose
12	106	148,33	0,7146	38,2397	26,37	16 Diogo, Paulo
13	27	101,96	0,2648	14,1701	9,77	61 Whitfield, Justin
14	9	81,79	0,1100	5,8882	4,06	84 Borges, Bruno
15	0	0,00	0,0000	0,0000	0,00	6 Neves, Luis
16	0	0,00	0,0000	0,0000	0,00	41 Albuquerque, Fernando
17	0	143,44	0,0000	0,0000	0,00	62 Mota, Pedro
18	0	81,19	0,0000	0,0000	0,00	59 Cruz, Carlos

MODIFIED -- Overall Stage Results**Campeonato Regional Sul - 2010**

Printed Maio 16, 2010 at 16:59


**Stage 3 -- Pista 3**

	PTS	TIME	HIT FACTOR	STAGE POINTS	STAGE PERCENT	COMPETITOR # Name
1	137	73,77	1,8571	145,0000	100,00	12 Reis, Francisco
2	139	75,71	1,8360	143,3471	98,86	71 Costa, Jose
3	140	79,90	1,7522	136,8071	94,35	25 Ramos, Antonio
4	139	89,57	1,5519	121,1656	83,56	91 Azinheira, Paulo
5	108	79,27	1,3624	106,3756	73,36	78 Pereira, Joao
6	106	84,71	1,2513	97,7009	67,38	86 Simoes, Carlos
7	78	62,66	1,2448	97,1922	67,03	26 Guerreiro, Vitor
8	76	69,35	1,0959	85,5646	59,01	80 Lopes, Fernando
9	86	105,01	0,8190	63,9433	44,10	89 Leitao, Orlando
10	68	99,57	0,6829	53,3221	36,77	58 Fialho, Domingos
11	75	133,14	0,5633	43,9825	30,33	24 Simao, Antonio
12	29	83,56	0,3471	27,0973	18,69	101 Fernandes, Henrique
13	14	108,84	0,1286	10,0431	6,93	103 Rodrigues, Jose
14	9	98,59	0,0913	7,1275	4,92	72 Madeira, Joaquim
15	3	85,67	0,0350	2,7341	1,89	81 Marques, Francisco
16	0	82,38	0,0000	0,0000	0,00	54 Canha, Antonio
17	0	100,00	0,0000	0,0000	0,00	79 Leitao, Vasco
18	0	0,00	0,0000	0,0000	0,00	102 Santos, Jose

REVOLVER (STANDARD) -- Overall Stage Results

Campeonato Regional Sul - 2010

Printed Maio 16, 2010 at 16:59



Stage 3 -- Pista 3

	PTS	TIME	HIT FACTOR	STAGE POINTS	STAGE PERCENT	COMPETITOR # Name
1	135	65,08	2,0744	145,0000	100,00	9 Santos, Paulo
2	135	200,74	0,6725	47,0091	32,42	8 Vaz, Jose

OPEN -- Overall Stage Results

Campeonato Regional Sul - 2010

Printed Maio 16, 2010 at 16:59



Stage 4 -- Pista 4

	PTS	TIME	HIT FACTOR	STAGE POINTS	STAGE PERCENT	COMPETITOR # Name
1	143	31,35	4,5614	160,0000	100,00	23 Gaspar, Abel
2	155	42,32	3,6626	128,4717	80,29	11 Monteiro, Emerico
3	152	54,76	2,7757	97,3647	60,85	30 Nortadas, Joao
4	145	55,67	2,6046	91,3626	57,10	36 Simoes, Hugo
5	152	64,83	2,3446	82,2411	51,40	60 Jorge, Jose
6	129	55,64	2,3185	81,3250	50,83	39 Viola, Rui
7	108	58,93	1,8327	64,2849	40,18	38 Bicho, Ricardo
8	148	85,69	1,7272	60,5833	37,86	98 Paiva, Jorge
9	85	55,34	1,5360	53,8767	33,67	37 Braz, Paulo
10	53	53,91	0,9831	34,4848	21,55	52 Silva, Nelson
11	9	106,44	0,0846	2,9659	1,85	73 Robalo, Jose

STANDARD -- Overall Stage Results

Campeonato Regional Sul - 2010

Printed Maio 16, 2010 at 16:59



Stage 4 -- Pista 4

	PTS	TIME	HIT FACTOR	STAGE POINTS	STAGE PERCENT	COMPETITOR # Name
1	158	33,44	4,7249	160,0000	100,00	21 Silva, Manuel
2	125	28,87	4,3298	146,6197	91,64	22 Monteiro, Joao
3	151	35,20	4,2898	145,2658	90,79	92 Correia, Paulo
4	151	39,05	3,8668	130,9438	81,84	19 Ramalho, Vitor
5	148	40,30	3,6725	124,3615	77,73	120 Esteves, Joaquim
6	139	47,24	2,9424	99,6401	62,28	7 Rebelo, Jose
7	150	51,05	2,9383	99,5004	62,19	15 Goncalves, Jose
8	122	42,60	2,8638	96,9794	60,61	85 Xisto, Jorge
9	156	56,56	2,7581	93,3995	58,37	95 Duarte, Helder
10	151	55,77	2,7075	91,6865	57,30	5 Costa, JoseF
11	124	46,93	2,6422	89,4747	55,92	18 Vieira, Jorge
12	118	47,48	2,4853	84,1590	52,60	106 Jorge, Paulo
13	119	48,58	2,4496	82,9504	51,84	121 Colaco, Vitor
14	127	52,62	2,4135	81,7301	51,08	105 Silva, Abilio
15	140	59,22	2,3641	80,0551	50,03	69 Verdade, Paulo
16	133	57,08	2,3301	78,9036	49,31	44 Xavier, Luis
17	129	55,45	2,3264	78,7803	49,24	66 Lencastre, Luis
18	157	67,67	2,3201	78,5656	49,10	96 Mendes, Jose
19	158	71,74	2,2024	74,5804	46,61	113 Mora, Amador
20	105	48,96	2,1446	72,6235	45,39	119 Magalhaes, Manuel
21	155	72,66	2,1332	72,2380	45,15	76 Palha, Antonio
22	146	70,18	2,0804	70,4480	44,03	70 Silva, Rui
23	154	77,10	1,9974	67,6387	42,27	93 Azevedo, Antonio
24	100	50,15	1,9940	67,5240	42,20	27 Velez, Carlos
25	120	63,87	1,8788	63,6229	39,76	45 Costa, Alberto
26	87	46,37	1,8762	63,5348	39,71	68 Fernandes, Paulo
27	145	78,04	1,8580	62,9187	39,32	49 Valente, Jose
28	139	76,58	1,8151	61,4651	38,42	109 Palomino, Antonio
29	154	85,30	1,8054	61,1365	38,21	108 Fernandez, Ramon
30	94	54,98	1,7097	57,8965	36,19	48 Martins, Antonio
31	154	94,22	1,6345	55,3486	34,59	99 Jorge, Jose
32	160	102,66	1,5585	52,7774	32,99	112 Maceda, Manuel
33	123	80,51	1,5278	51,7350	32,33	94 Nunes, Antonio
34	108	71,40	1,5126	51,2218	32,01	100 Pereira, Eunice
35	148	98,12	1,5084	51,0779	31,92	88 Sousa, Joao
36	107	71,74	1,4915	50,5070	31,57	46 Mourao, Antonio
37	137	99,52	1,3766	46,6165	29,14	33 Simoes, Fernanda
38	106	80,09	1,3235	44,8184	28,01	35 Pinguinha, Cristina
39	91	70,43	1,2921	43,7535	27,35	63 Marques, Jose
40	131	108,88	1,2032	40,7429	25,46	53 Lima, Herlander
41	128	107,16	1,1945	40,4489	25,28	28 Martins, Carlos
42	69	60,09	1,1483	38,8845	24,30	43 Marques, Joao
43	112	103,14	1,0859	36,7722	22,98	32 Lebre, Eugenia
44	107	111,40	0,9605	32,5258	20,33	56 Jesus, Fernando
45	81	90,22	0,8978	30,4026	19,00	65 Martins, Luis
46	73	84,99	0,8589	29,0860	18,18	57 Rodrigues, Fernando

STANDARD -- Overall Stage Results

Campeonato Regional Sul - 2010

Printed Maio 16, 2010 at 16:59



Stage 4 -- Pista 4

	PTS	TIME	HIT FACTOR	STAGE POINTS	STAGE PERCENT	COMPETITOR # Name
47	102	124,86	0,8169	27,6634	17,29	97 Nogueira, Luis
48	128	164,63	0,7775	26,3287	16,46	51 Azevedo, Artur
49	130	177,19	0,7337	24,8447	15,53	110 Toledano, Francisco
50	32	48,76	0,6563	22,2237	13,89	50 Coelho, Vitor
51	71	113,37	0,6263	21,2075	13,25	31 Damiao, Erenesto
52	74	136,67	0,5415	18,3353	11,46	115 Romero, Jesus
53	49	111,17	0,4408	14,9258	9,33	107 Santos, Jose
54	17	76,73	0,2216	7,5026	4,69	20 Dourado, Marco
55	19	105,23	0,1806	6,1143	3,82	34 Tavares, Sandra
56	0	0,00	0,0000	0,0000	0,00	13 Alvelos, Jorge
57	0	29,77	0,0000	0,0000	0,00	122 Costa, Luis
58	0	0,00	0,0000	0,0000	0,00	55 Mina, Antonio
59	0	126,28	0,0000	0,0000	0,00	3 Faria, Jorge
60	0	66,41	0,0000	0,0000	0,00	64 Raposo, Luis
61	0	0,00	0,0000	0,0000	0,00	2 Macaneiro, Jose
62	0	0,00	0,0000	0,0000	0,00	4 Domingos, Fernando

PRODUCTION -- Overall Stage Results

Campeonato Regional Sul - 2010

Printed Maio 16, 2010 at 16:59



Stage 4 -- Pista 4

	PTS	TIME	HIT FACTOR	STAGE POINTS	STAGE PERCENT	COMPETITOR # Name
1	150	32,15	4,6656	160,0000	100,00	84 Borges, Bruno
2	152	37,85	4,0159	137,7169	86,07	83 Santos, Joao
3	144	42,20	3,4123	117,0199	73,14	10 Alegre, Paulo
4	152	45,41	3,3473	114,7894	71,74	90 Gomes, Pedro
5	146	47,16	3,0958	106,1668	66,35	14 Braz, Rui
6	156	52,33	2,9811	102,2312	63,89	1 Diogo, Nuno
7	114	44,34	2,5710	88,1696	55,11	17 Goncalves, Paulo
8	160	68,07	2,3505	80,6072	50,38	61 Whitfield, Justin
9	130	57,14	2,2751	78,0212	48,76	16 Diogo, Paulo
10	136	60,48	2,2487	77,1146	48,20	87 Pereira, Jose
11	141	68,87	2,0473	70,2100	43,88	114 Zozaya, Pablo
12	104	63,19	1,6458	56,4410	35,28	75 Veloso, Joel
13	120	86,95	1,3801	47,3283	29,58	111 Toro, Francisco
14	99	74,82	1,3232	45,3761	28,36	40 Guimaraes, Jose
15	0	0,00	0,0000	0,0000	0,00	41 Albuquerque, Fernando
16	0	0,00	0,0000	0,0000	0,00	59 Cruz, Carlos
17	0	0,00	0,0000	0,0000	0,00	6 Neves, Luis
18	0	0,00	0,0000	0,0000	0,00	62 Mota, Pedro

MODIFIED -- Overall Stage Results**Campeonato Regional Sul - 2010**

Printed Maio 16, 2010 at 16:59

**Stage 4 -- Pista 4**

	PTS	TIME	HIT FACTOR	STAGE POINTS	STAGE PERCENT	COMPETITOR # Name
1	152	36,37	4,1793	160,0000	100,00	12 Reis, Francisco
2	150	36,72	4,0850	156,3897	97,74	101 Fernandes, Henrique
3	156	44,29	3,5222	134,8462	84,28	86 Simoes, Carlos
4	144	46,22	3,1155	119,2758	74,55	80 Lopes, Fernando
5	140	47,36	2,9561	113,1712	70,73	26 Guerreiro, Vitor
6	132	47,86	2,7580	105,5895	65,99	91 Azinheira, Paulo
7	127	48,91	2,5966	99,4090	62,13	89 Leitao, Orlando
8	135	59,28	2,2773	87,1857	54,49	103 Rodrigues, Jose
9	140	62,13	2,2533	86,2673	53,92	78 Pereira, Joao
10	136	62,06	2,1914	83,8971	52,44	81 Marques, Francisco
11	110	51,07	2,1539	82,4606	51,54	71 Costa, Jose
12	138	76,23	1,8103	69,3063	43,32	24 Simao, Antonio
13	105	95,01	1,1051	42,3097	26,44	102 Santos, Jose
14	84	76,39	1,0996	42,0981	26,31	72 Madeira, Joaquim
15	80	90,23	0,8866	33,9437	21,21	54 Canha, Antonio
16	57	74,00	0,7703	29,4892	18,43	79 Leitao, Vasco
17	37	106,66	0,3469	13,2807	8,30	25 Ramos, Antonio
18	0	0,00	0,0000	0,0000	0,00	58 Fialho, Domingos

REVOLVER (STANDARD) -- Overall Stage Results

Campeonato Regional Sul - 2010

Printed Maio 16, 2010 at 16:59



Stage 4 -- Pista 4

	PTS	TIME	HIT FACTOR	STAGE POINTS	STAGE PERCENT	COMPETITOR # Name
1	155	50,18	3,0889	160,0000	100,00	9 Santos, Paulo
2	126	69,34	1,8171	94,1251	58,83	8 Vaz, Jose

OPEN -- Overall Stage Results

Campeonato Regional Sul - 2010

Printed Maio 16, 2010 at 16:59



Stage 5 -- Pista 5

	PTS	TIME	HIT FACTOR	STAGE POINTS	STAGE PERCENT	COMPETITOR # Name
1	45	17,28	2,6042	45,0000	100,00	23 Gaspar, Abel
2	45	21,39	2,1038	36,3534	80,79	36 Simoes, Hugo
3	45	21,65	2,0785	35,9169	79,82	11 Monteiro, Emerico
4	45	27,67	1,6263	28,1026	62,45	37 Braz, Paulo
5	45	28,92	1,5560	26,8880	59,75	38 Bicho, Ricardo
6	45	40,28	1,1172	19,3049	42,90	60 Jorge, Jose
7	45	42,80	1,0514	18,1682	40,37	39 Viola, Rui
8	45	48,96	0,9191	15,8824	35,29	98 Paiva, Jorge
9	45	52,50	0,8571	14,8114	32,91	30 Nortadas, Joao
10	45	64,56	0,6970	12,0446	26,77	73 Robalo, Jose
11	0	31,56	0,0000	0,0000	0,00	52 Silva, Nelson

STANDARD -- Overall Stage Results**Campeonato Regional Sul - 2010**

Printed Maio 16, 2010 at 16:59

**Stage 5 -- Pista 5**

	PTS	TIME	HIT FACTOR	STAGE POINTS	STAGE PERCENT	COMPETITOR # Name
1	45	14,08	3,1960	45,0000	100,00	22 Monteiro, Joao
2	45	18,08	2,4889	35,0443	77,88	122 Costa, Luis
3	45	19,43	2,3160	32,6094	72,47	19 Ramalho, Vitor
4	45	20,50	2,1951	30,9073	68,68	92 Correia, Paulo
5	45	22,30	2,0179	28,4126	63,14	2 Macaneiro, Jose
6	45	23,32	1,9297	27,1698	60,38	21 Silva, Manuel
7	45	23,74	1,8955	26,6891	59,31	7 Rebelo, Jose
8	45	24,40	1,8443	25,9672	57,70	5 Costa, JoseF
9	45	25,64	1,7551	24,7114	54,91	69 Verdade, Paulo
10	45	26,12	1,7228	24,2573	53,91	112 Maceda, Manuel
11	45	28,17	1,5974	22,4920	49,98	18 Vieira, Jorge
12	45	28,18	1,5969	22,4840	49,96	120 Esteves, Joaquim
13	45	28,20	1,5957	22,4681	49,93	85 Xisto, Jorge
14	45	28,99	1,5523	21,8558	48,57	106 Jorge, Paulo
15	45	29,03	1,5501	21,8257	48,50	95 Duarte, Helder
16	45	30,70	1,4658	20,6384	45,86	113 Mora, Amador
17	45	32,82	1,3711	19,3053	42,90	105 Silva, Abilio
18	45	34,83	1,2920	18,1912	40,42	119 Magalhaes, Manuel
19	45	35,15	1,2802	18,0256	40,06	49 Valente, Jose
20	45	39,88	1,1284	15,8877	35,31	70 Silva, Rui
21	45	42,87	1,0497	14,7796	32,84	46 Mourao, Antonio
22	45	44,71	1,0065	14,1713	31,49	110 Toledano, Francisco
23	45	45,08	0,9982	14,0550	31,23	27 Velez, Carlos
24	45	46,22	0,9736	13,7084	30,46	115 Romero, Jesus
25	45	46,28	0,9723	13,6906	30,42	88 Sousa, Joao
26	30	31,83	0,9425	13,2705	29,49	100 Pereira, Eunice
27	45	47,88	0,9398	13,2331	29,41	53 Lima, Herlander
28	45	48,13	0,9350	13,1643	29,25	66 Lencastre, Luis
29	45	48,30	0,9317	13,1180	29,15	15 Goncalves, Jose
30	45	49,08	0,9169	12,9095	28,69	48 Martins, Antonio
31	45	49,32	0,9124	12,8467	28,55	96 Mendes, Jose
32	45	49,40	0,9109	12,8259	28,50	68 Fernandes, Paulo
33	45	51,93	0,8666	12,2010	27,11	99 Jorge, Jose
34	45	52,03	0,8649	12,1776	27,06	63 Marques, Jose
35	45	53,37	0,8432	11,8718	26,38	20 Dourado, Marco
36	45	53,65	0,8388	11,8099	26,24	121 Colaco, Vitor
37	45	57,54	0,7821	11,0115	24,47	93 Azevedo, Antonio
38	45	61,15	0,7359	10,3614	23,03	108 Fernandez, Ramon
39	45	61,72	0,7291	10,2657	22,81	44 Xavier, Luis
40	30	42,24	0,7102	10,0000	22,22	109 Palomino, Antonio
41	45	67,58	0,6659	9,3756	20,83	64 Raposo, Luis
42	30	47,28	0,6345	8,9340	19,85	55 Mina, Antonio
43	45	72,82	0,6180	8,7009	19,34	97 Nogueira, Luis
44	30	48,72	0,6158	8,6700	19,27	31 Damiao, Erenesto
45	45	74,37	0,6051	8,5196	18,93	94 Nunes, Antonio
46	45	77,67	0,5794	8,1576	18,13	45 Costa, Alberto

STANDARD -- Overall Stage Results

Campeonato Regional Sul - 2010

Printed Maio 16, 2010 at 16:59



Stage 5 -- Pista 5

	PTS	TIME	HIT FACTOR	STAGE POINTS	STAGE PERCENT	COMPETITOR # Name
47	45	79,01	0,5695	8,0192	17,82	51 Azevedo, Artur
48	45	79,06	0,5692	8,0142	17,81	28 Martins, Carlos
49	45	80,46	0,5593	7,8747	17,50	76 Palha, Antonio
50	15	27,70	0,5415	7,6245	16,94	43 Marques, Joao
51	30	57,62	0,5207	7,3308	16,29	50 Coelho, Vitor
52	45	94,10	0,4782	6,7333	14,96	107 Santos, Jose
53	45	126,18	0,3566	5,0214	11,16	35 Pinguinha, Cristina
54	15	100,72	0,1489	2,0969	4,66	32 Lebre, Eugenia
55	0	0,00	0,0000	0,0000	0,00	4 Domingos, Fernando
56	0	0,00	0,0000	0,0000	0,00	13 Alvelos, Jorge
57	0	95,85	0,0000	0,0000	0,00	34 Tavares, Sandra
58	0	81,08	0,0000	0,0000	0,00	33 Simoes, Fernanda
59	0	70,75	0,0000	0,0000	0,00	56 Jesus, Fernando
60	0	39,35	0,0000	0,0000	0,00	65 Martins, Luis
61	0	0,00	0,0000	0,0000	0,00	3 Faria, Jorge
62	0	81,28	0,0000	0,0000	0,00	57 Rodrigues, Fernando

PRODUCTION -- Overall Stage Results

Campeonato Regional Sul - 2010

Printed Maio 16, 2010 at 16:59



Stage 5 -- Pista 5

	PTS	TIME	HIT FACTOR	STAGE POINTS	STAGE PERCENT	COMPETITOR # Name
1	45	23,18	1,9413	45,0000	100,00	59 Cruz, Carlos
2	45	23,56	1,9100	44,2742	98,39	10 Alegre, Paulo
3	45	24,16	1,8626	43,1747	95,94	83 Santos, Joao
4	45	26,57	1,6936	39,2586	87,24	90 Gomes, Pedro
5	45	28,12	1,6003	37,0946	82,43	111 Toro, Francisco
6	45	28,31	1,5895	36,8456	81,88	17 Goncalves, Paulo
7	45	28,56	1,5756	36,5231	81,16	84 Borges, Bruno
8	45	28,60	1,5734	36,4720	81,05	75 Veloso, Joel
9	45	33,17	1,3566	31,4471	69,88	1 Diogo, Nuno
10	45	38,25	1,1765	27,2706	60,60	40 Guimaraes, Jose
11	45	39,34	1,1439	26,5150	58,92	16 Diogo, Paulo
12	45	45,13	0,9971	23,1132	51,36	14 Braz, Rui
13	45	55,85	0,8057	18,6768	41,50	114 Zozaya, Pablo
14	45	57,02	0,7892	18,2936	40,65	87 Pereira, Jose
15	30	61,58	0,4872	11,2926	25,09	61 Whitfield, Justin
16	0	39,90	0,0000	0,0000	0,00	62 Mota, Pedro
17	0	0,00	0,0000	0,0000	0,00	41 Albuquerque, Fernando
18	0	0,00	0,0000	0,0000	0,00	6 Neves, Luis

MODIFIED -- Overall Stage Results**Campeonato Regional Sul - 2010**

Printed Maio 16, 2010 at 16:59

**Stage 5 -- Pista 5**

	PTS	TIME	HIT FACTOR	STAGE POINTS	STAGE PERCENT	COMPETITOR # Name
1	45	22,25	2,0225	45,0000	100,00	12 Reis, Francisco
2	45	22,59	1,9920	44,3227	98,49	25 Ramos, Antonio
3	45	23,83	1,8884	42,0164	93,37	91 Azinheira, Paulo
4	45	27,51	1,6358	36,3959	80,88	89 Leitao, Orlando
5	45	28,06	1,6037	35,6825	79,29	26 Guerreiro, Vitor
6	45	28,73	1,5663	34,8503	77,45	80 Lopes, Fernando
7	45	31,07	1,4483	32,2256	71,61	58 Fialho, Domingos
8	45	33,76	1,3329	29,6579	65,91	103 Rodrigues, Jose
9	45	37,81	1,1902	26,4811	58,85	81 Marques, Francisco
10	45	38,00	1,1842	26,3487	58,55	101 Fernandes, Henrique
11	45	40,66	1,1067	24,6249	54,72	24 Simao, Antonio
12	45	42,90	1,0490	23,3392	51,86	71 Costa, Jose
13	45	42,92	1,0485	23,3283	51,84	86 Simoes, Carlos
14	45	45,13	0,9971	22,1859	49,30	78 Pereira, Joao
15	45	46,07	0,9768	21,7332	48,30	102 Santos, Jose
16	45	48,24	0,9328	20,7556	46,12	72 Madeira, Joaquim
17	45	59,94	0,7508	16,7042	37,12	79 Leitao, Vasco
18	30	41,19	0,7283	16,2054	36,01	54 Canha, Antonio

REVOLVER (STANDARD) -- Overall Stage Results

Campeonato Regional Sul - 2010

Printed Maio 16, 2010 at 16:59



Stage 5 -- Pista 5

	PTS	TIME	HIT FACTOR	STAGE POINTS	STAGE PERCENT	COMPETITOR # Name
1	45	37,80	1,1905	45,0000	100,00	9 Santos, Paulo
2	45	37,80	1,1905	45,0000	100,00	8 Vaz, Jose

OPEN -- Overall Stage Results

Campeonato Regional Sul - 2010

Printed Maio 16, 2010 at 16:59



Stage 6 -- Pista 6

	PTS	TIME	HIT FACTOR	STAGE POINTS	STAGE PERCENT	COMPETITOR # Name
1	44	12,14	3,6244	45,0000	100,00	23 Gaspar, Abel
2	44	16,98	2,5913	32,1731	71,50	11 Monteiro, Emerico
3	34	23,70	1,4346	17,8119	39,58	36 Simoes, Hugo
4	28	22,35	1,2528	15,5546	34,57	37 Braz, Paulo
5	32	37,19	0,8604	10,6832	23,74	30 Nortadas, Joao
6	24	32,63	0,7355	9,1321	20,29	39 Viola, Rui
7	12	21,73	0,5522	6,8565	15,24	52 Silva, Nelson
8	27	53,55	0,5042	6,2601	13,91	98 Paiva, Jorge
9	15	31,60	0,4747	5,8936	13,10	73 Robalo, Jose
10	17	44,59	0,3813	4,7336	10,52	60 Jorge, Jose
11	17	45,58	0,3730	4,6308	10,29	38 Bicho, Ricardo

STANDARD -- Overall Stage Results**Campeonato Regional Sul - 2010**

Printed Maio 16, 2010 at 16:59

**Stage 6 -- Pista 6**

	PTS	TIME	HIT FACTOR	STAGE POINTS	STAGE PERCENT	COMPETITOR # Name
1	39	16,06	2,4284	45,0000	100,00	21 Silva, Manuel
2	41	17,35	2,3631	43,7903	97,31	92 Correia, Paulo
3	30	13,40	2,2388	41,4868	92,19	122 Costa, Luis
4	43	19,31	2,2268	41,2648	91,70	5 Costa, JoseF
5	39	19,82	1,9677	36,4632	81,03	18 Vieira, Jorge
6	38	21,12	1,7992	33,3413	74,09	19 Ramalho, Vitor
7	29	17,21	1,6851	31,2256	69,39	85 Xisto, Jorge
8	27	16,82	1,6052	29,7462	66,10	106 Jorge, Paulo
9	32	21,60	1,4815	27,4530	61,01	27 Velez, Carlos
10	38	26,59	1,4291	26,4825	58,85	15 Goncalves, Jose
11	35	25,34	1,3812	25,5950	56,88	7 Rebelo, Jose
12	35	25,85	1,3540	25,0900	55,76	45 Costa, Alberto
13	39	29,67	1,3145	24,3579	54,13	121 Colaco, Vitor
14	22	17,08	1,2881	23,8687	53,04	22 Monteiro, Joao
15	31	24,11	1,2858	23,8264	52,95	69 Verdade, Paulo
16	29	25,52	1,1364	21,0577	46,79	105 Silva, Abilio
17	30	29,27	1,0249	18,9929	42,21	120 Esteves, Joaquim
18	19	20,96	0,9065	16,7979	37,33	68 Fernandes, Paulo
19	25	28,64	0,8729	16,1756	35,95	100 Pereira, Eunice
20	31	38,11	0,8134	15,0736	33,50	48 Martins, Antonio
21	25	31,80	0,7862	14,5682	32,37	51 Azevedo, Artur
22	29	38,43	0,7546	13,9837	31,07	32 Lebre, Eugenia
23	29	42,65	0,6800	12,6001	28,00	112 Maceda, Manuel
24	13	20,00	0,6500	12,0450	26,77	2 Macaneiro, Jose
25	18	28,44	0,6329	11,7283	26,06	109 Palomino, Antonio
26	14	26,97	0,5191	9,6192	21,38	44 Xavier, Luis
27	15	29,36	0,5109	9,4674	21,04	50 Coelho, Vitor
28	12	25,65	0,4678	8,6694	19,27	46 Mourao, Antonio
29	14	31,31	0,4471	8,2859	18,41	70 Silva, Rui
30	29	67,84	0,4275	7,9215	17,60	20 Dourado, Marco
31	33	78,11	0,4225	7,8289	17,40	76 Palha, Antonio
32	21	53,95	0,3892	7,2131	16,03	95 Duarte, Helder
33	27	78,93	0,3421	6,3389	14,09	93 Azevedo, Antonio
34	29	95,22	0,3046	5,6437	12,54	94 Nunes, Antonio
35	11	37,74	0,2915	5,4011	12,00	113 Mora, Amador
36	16	59,37	0,2695	4,9940	11,10	97 Nogueira, Luis
37	3	26,04	0,1152	2,1349	4,74	49 Valente, Jose
38	3	34,00	0,0882	1,6351	3,63	99 Jorge, Jose
39	2	52,21	0,0383	0,7099	1,58	119 Magalhaes, Manuel
40	1	44,08	0,0227	0,4204	0,93	115 Romero, Jesus
41	0	41,56	0,0000	0,0000	0,00	88 Sousa, Joao
42	0	48,01	0,0000	0,0000	0,00	53 Lima, Herlander
43	0	28,30	0,0000	0,0000	0,00	55 Mina, Antonio
44	0	60,34	0,0000	0,0000	0,00	107 Santos, Jose
45	0	67,39	0,0000	0,0000	0,00	35 Pinguinha, Cristina
46	0	54,00	0,0000	0,0000	0,00	57 Rodrigues, Fernando

STANDARD -- Overall Stage Results

Campeonato Regional Sul - 2010

Printed Maio 16, 2010 at 16:59



Stage 6 -- Pista 6

	PTS	TIME	HIT FACTOR	STAGE POINTS	STAGE PERCENT	COMPETITOR # Name
47	0	25,33	0,0000	0,0000	0,00	66 Lencastre, Luis
48	0	44,46	0,0000	0,0000	0,00	63 Marques, Jose
49	0	39,87	0,0000	0,0000	0,00	65 Martins, Luis
50	0	69,77	0,0000	0,0000	0,00	56 Jesus, Fernando
51	0	30,30	0,0000	0,0000	0,00	108 Fernandez, Ramon
52	0	74,96	0,0000	0,0000	0,00	110 Toledano, Francisco
53	0	0,00	0,0000	0,0000	0,00	13 Alvelos, Jorge
54	0	0,00	0,0000	0,0000	0,00	3 Faria, Jorge
55	0	0,00	0,0000	0,0000	0,00	4 Domingos, Fernando
56	0	44,04	0,0000	0,0000	0,00	28 Martins, Carlos
57	0	37,18	0,0000	0,0000	0,00	64 Raposo, Luis
58	0	8,50	0,0000	0,0000	0,00	43 Marques, Joao
59	0	26,35	0,0000	0,0000	0,00	34 Tavares, Sandra
60	0	41,06	0,0000	0,0000	0,00	33 Simoes, Fernanda
61	0	48,79	0,0000	0,0000	0,00	31 Damiao, Erenesto
62	0	34,33	0,0000	0,0000	0,00	96 Mendes, Jose

PRODUCTION -- Overall Stage Results

Campeonato Regional Sul - 2010

Printed Maio 16, 2010 at 16:59



Stage 6 -- Pista 6

	PTS	TIME	HIT FACTOR	STAGE POINTS	STAGE PERCENT	COMPETITOR # Name
1	29	13,20	2,1970	45,0000	100,00	17 Goncalves, Paulo
2	35	16,51	2,1199	43,4220	96,49	83 Santos, Joao
3	28	22,71	1,2329	25,2540	56,12	90 Gomes, Pedro
4	33	29,56	1,1164	22,8664	50,81	75 Veloso, Joel
5	34	31,84	1,0678	21,8723	48,61	87 Pereira, Jose
6	35	35,65	0,9818	20,1093	44,69	16 Diogo, Paulo
7	18	19,67	0,9151	18,7438	41,65	1 Diogo, Nuno
8	31	37,74	0,8214	16,8247	37,39	114 Zozaya, Pablo
9	29	36,65	0,7913	16,2074	36,02	10 Alegre, Paulo
10	27	37,14	0,7270	14,8905	33,09	59 Cruz, Carlos
11	14	22,70	0,6167	12,6325	28,07	40 Guimaraes, Jose
12	9	37,88	0,2376	4,8665	10,81	61 Whitfield, Justin
13	4	32,14	0,1245	2,5492	5,66	62 Mota, Pedro
14	0	56,57	0,0000	0,0000	0,00	111 Toro, Francisco
15	0	27,45	0,0000	0,0000	0,00	84 Borges, Bruno
16	0	0,00	0,0000	0,0000	0,00	41 Albuquerque, Fernando
17	0	23,47	0,0000	0,0000	0,00	14 Braz, Rui
18	0	0,00	0,0000	0,0000	0,00	6 Neves, Luis

MODIFIED -- Overall Stage Results**Campeonato Regional Sul - 2010**

Printed Maio 16, 2010 at 16:59


**Stage 6 -- Pista 6**

	PTS	TIME	HIT FACTOR	STAGE POINTS	STAGE PERCENT	COMPETITOR # Name
1	34	20,98	1,6206	45,0000	100,00	25 Ramos, Antonio
2	37	24,15	1,5321	42,5426	94,54	12 Reis, Francisco
3	43	29,98	1,4343	39,8268	88,50	101 Fernandes, Henrique
4	35	26,00	1,3462	37,3795	83,07	91 Azinheira, Paulo
5	30	22,32	1,3441	37,3221	82,94	80 Lopes, Fernando
6	37	27,63	1,3391	37,1843	82,63	26 Guerreiro, Vitor
7	36	27,35	1,3163	36,5497	81,22	71 Costa, Jose
8	36	27,98	1,2866	35,7268	79,39	54 Canha, Antonio
9	34	31,68	1,0732	29,8011	66,22	86 Simoes, Carlos
10	25	25,68	0,9735	27,0324	60,07	81 Marques, Francisco
11	29	35,31	0,8213	22,8055	50,68	58 Fialho, Domingos
12	31	45,76	0,6774	18,8111	41,80	79 Leitao, Vasco
13	12	20,88	0,5747	15,9584	35,46	78 Pereira, Joao
14	10	28,31	0,3532	9,8084	21,80	103 Rodrigues, Jose
15	6	25,07	0,2393	6,6456	14,77	89 Leitao, Orlando
16	7	33,14	0,2112	5,8652	13,03	72 Madeira, Joaquim
17	0	51,11	0,0000	0,0000	0,00	24 Simao, Antonio
18	0	27,96	0,0000	0,0000	0,00	102 Santos, Jose

REVOLVER (STANDARD) -- Overall Stage Results

Campeonato Regional Sul - 2010

Printed Maio 16, 2010 at 16:59



Stage 6 -- Pista 6

	PTS	TIME	HIT FACTOR	STAGE POINTS	STAGE PERCENT	COMPETITOR # Name
1	42	31,24	1,3444	45,0000	100,00	9 Santos, Paulo
2	9	48,03	0,1874	6,2720	13,94	8 Vaz, Jose

OPEN -- Overall Stage Results

Campeonato Regional Sul - 2010

Printed Maio 16, 2010 at 16:59



Stage 7 -- Pista 7

	PTS	TIME	HIT FACTOR	STAGE POINTS	STAGE PERCENT	COMPETITOR # Name
1	77	21,91	3,5144	80,0000	100,00	23 Gaspar, Abel
2	60	22,73	2,6397	60,0888	75,11	11 Monteiro, Emerico
3	66	33,04	1,9976	45,4722	56,84	38 Bicho, Ricardo
4	67	37,78	1,7734	40,3696	50,46	52 Silva, Nelson
5	62	50,78	1,2210	27,7933	34,74	30 Nortadas, Joao
6	50	49,70	1,0060	22,9010	28,63	39 Viola, Rui
7	34	36,08	0,9424	21,4513	26,81	36 Simoes, Hugo
8	35	46,96	0,7453	16,9661	21,21	37 Braz, Paulo
9	43	75,43	0,5701	12,9768	16,22	98 Paiva, Jorge
10	33	63,20	0,5222	11,8861	14,86	73 Robalo, Jose
11	0	42,62	0,0000	0,0000	0,00	60 Jorge, Jose

STANDARD -- Overall Stage Results**Campeonato Regional Sul - 2010**

Printed Maio 16, 2010 at 16:59

**Stage 7 -- Pista 7**

	PTS	TIME	HIT FACTOR	STAGE POINTS	STAGE PERCENT	COMPETITOR # Name
1	56	23,70	2,3629	80,0000	100,00	22 Monteiro, Joao
2	52	24,34	2,1364	72,3324	90,42	122 Costa, Luis
3	67	34,38	1,9488	65,9810	82,48	21 Silva, Manuel
4	64	34,75	1,8417	62,3556	77,94	15 Goncalves, Jose
5	49	26,67	1,8373	62,2047	77,76	106 Jorge, Paulo
6	67	38,01	1,7627	59,6798	74,60	5 Costa, JoseF
7	56	32,55	1,7204	58,2488	72,81	19 Ramalho, Vitor
8	55	32,08	1,7145	58,0468	72,56	92 Correia, Paulo
9	70	42,83	1,6344	55,3350	69,17	105 Silva, Abilio
10	52	33,13	1,5696	53,1413	66,43	68 Fernandes, Paulo
11	54	37,83	1,4274	48,3290	60,41	121 Colaco, Vitor
12	51	37,91	1,3453	45,5477	56,93	7 Rebelo, Jose
13	43	33,35	1,2894	43,6539	54,57	69 Verdade, Paulo
14	50	40,64	1,2303	41,6549	52,07	27 Velez, Carlos
15	60	53,25	1,1268	38,1489	47,69	109 Palomino, Antonio
16	23	23,70	0,9705	32,8571	41,07	85 Xisto, Jorge
17	64	70,91	0,9026	30,5578	38,20	112 Maceda, Manuel
18	43	48,19	0,8923	30,2108	37,76	108 Fernandez, Ramon
19	41	46,44	0,8829	29,8911	37,36	70 Silva, Rui
20	48	58,92	0,8147	27,5822	34,48	115 Romero, Jesus
21	34	45,83	0,7419	25,1177	31,40	43 Marques, Joao
22	37	53,44	0,6924	23,4415	29,30	49 Valente, Jose
23	61	93,97	0,6491	21,9781	27,47	113 Mora, Amador
24	25	39,08	0,6397	21,6589	27,07	66 Lencastre, Luis
25	41	66,52	0,6164	20,8681	26,09	99 Jorge, Jose
26	30	52,05	0,5764	19,5142	24,39	119 Magalhaes, Manuel
27	40	70,09	0,5707	19,3221	24,15	96 Mendes, Jose
28	28	51,35	0,5453	18,4615	23,08	100 Pereira, Eunice
29	35	65,02	0,5383	18,2252	22,78	48 Martins, Antonio
30	43	79,89	0,5382	18,2233	22,78	93 Azevedo, Antonio
31	57	115,07	0,4954	16,7712	20,96	28 Martins, Carlos
32	37	87,59	0,4224	14,3020	17,88	34 Tavares, Sandra
33	42	100,73	0,4170	14,1169	17,65	32 Lebre, Eugenia
34	32	80,66	0,3967	13,4320	16,79	57 Rodrigues, Fernando
35	28	85,26	0,3284	11,1189	13,90	94 Nunes, Antonio
36	14	67,18	0,2084	7,0557	8,82	35 Pinguinha, Cristina
37	8	50,95	0,1570	5,3161	6,65	63 Marques, Jose
38	6	43,28	0,1386	4,6937	5,87	95 Duarte, Helder
39	9	73,49	0,1225	4,1463	5,18	110 Toledano, Francisco
40	8	90,49	0,0884	2,9932	3,74	31 Damiao, Erenesto
41	2	64,57	0,0310	1,0487	1,31	3 Faria, Jorge
42	0	61,41	0,0000	0,0000	0,00	20 Dourado, Marco
43	0	28,19	0,0000	0,0000	0,00	18 Vieira, Jorge
44	0	0,00	0,0000	0,0000	0,00	4 Domingos, Fernando
45	0	0,00	0,0000	0,0000	0,00	13 Alvelos, Jorge
46	0	0,00	0,0000	0,0000	0,00	2 Macaneiro, Jose

STANDARD -- Overall Stage Results

Campeonato Regional Sul - 2010

Printed Maio 16, 2010 at 16:59



Stage 7 -- Pista 7

	PTS	TIME	HIT FACTOR	STAGE POINTS	STAGE PERCENT	COMPETITOR # Name
47	0	67,01	0,0000	0,0000	0,00	53 Lima, Herlander
48	0	80,97	0,0000	0,0000	0,00	51 Azevedo, Artur
49	0	106,35	0,0000	0,0000	0,00	56 Jesus, Fernando
50	0	125,73	0,0000	0,0000	0,00	107 Santos, Jose
51	0	48,00	0,0000	0,0000	0,00	45 Costa, Alberto
52	0	52,02	0,0000	0,0000	0,00	44 Xavier, Luis
53	0	33,55	0,0000	0,0000	0,00	46 Mourao, Antonio
54	0	29,89	0,0000	0,0000	0,00	50 Coelho, Vitor
55	0	111,88	0,0000	0,0000	0,00	64 Raposo, Luis
56	0	49,43	0,0000	0,0000	0,00	65 Martins, Luis
57	0	0,00	0,0000	0,0000	0,00	55 Mina, Antonio
58	0	26,37	0,0000	0,0000	0,00	120 Esteves, Joaquim
59	0	90,70	0,0000	0,0000	0,00	33 Simoes, Fernanda
60	0	117,52	0,0000	0,0000	0,00	97 Nogueira, Luis
61	0	0,00	0,0000	0,0000	0,00	76 Palha, Antonio
62	0	60,53	0,0000	0,0000	0,00	88 Sousa, Joao

PRODUCTION -- Overall Stage Results

Campeonato Regional Sul - 2010

Printed Maio 16, 2010 at 16:59



Stage 7 -- Pista 7

	PTS	TIME	HIT FACTOR	STAGE POINTS	STAGE PERCENT	COMPETITOR # Name
1	76	30,29	2,5091	80,0000	100,00	10 Alegre, Paulo
2	60	28,01	2,1421	68,2989	85,37	83 Santos, Joao
3	68	31,83	2,1363	68,1158	85,14	1 Diogo, Nuno
4	49	26,24	1,8674	59,5399	74,42	17 Goncalves, Paulo
5	52	35,20	1,4773	47,1017	58,88	14 Braz, Rui
6	47	33,15	1,4178	45,2054	56,51	40 Guimaraes, Jose
7	60	43,67	1,3739	43,8070	54,76	90 Gomes, Pedro
8	48	47,44	1,0118	32,2606	40,33	61 Whitfield, Justin
9	43	43,37	0,9915	31,6122	39,52	59 Cruz, Carlos
10	40	50,76	0,7880	25,1255	31,41	75 Veloso, Joel
11	26	37,20	0,6989	22,2847	27,86	16 Diogo, Paulo
12	15	28,18	0,5323	16,9717	21,21	84 Borges, Bruno
13	26	66,50	0,3910	12,4660	15,58	111 Toro, Francisco
14	0	74,16	0,0000	0,0000	0,00	114 Zozaya, Pablo
15	0	65,94	0,0000	0,0000	0,00	62 Mota, Pedro
16	0	0,00	0,0000	0,0000	0,00	41 Albuquerque, Fernando
17	0	28,51	0,0000	0,0000	0,00	87 Pereira, Jose
18	0	0,00	0,0000	0,0000	0,00	6 Neves, Luis

MODIFIED -- Overall Stage Results**Campeonato Regional Sul - 2010**

Printed Maio 16, 2010 at 16:59


**Stage 7 -- Pista 7**

	PTS	TIME	HIT FACTOR	STAGE POINTS	STAGE PERCENT	COMPETITOR # Name
1	68	29,08	2,3384	80,0000	100,00	12 Reis, Francisco
2	68	29,13	2,3344	79,8627	99,83	25 Ramos, Antonio
3	78	40,97	1,9038	65,1335	81,42	91 Azinheira, Paulo
4	68	44,79	1,5182	51,9402	64,93	80 Lopes, Fernando
5	51	42,39	1,2031	41,1607	51,45	86 Simoes, Carlos
6	54	47,38	1,1397	38,9919	48,74	103 Rodrigues, Jose
7	42	37,59	1,1173	38,2254	47,78	58 Fialho, Domingos
8	37	38,74	0,9551	32,6751	40,84	101 Fernandes, Henrique
9	24	33,14	0,7242	24,7762	30,97	54 Canha, Antonio
10	47	67,77	0,6935	23,7266	29,66	24 Simao, Antonio
11	11	22,18	0,4959	16,9671	21,21	89 Leitao, Orlando
12	28	66,39	0,4218	14,4288	18,04	79 Leitao, Vasco
13	25	59,28	0,4217	14,4280	18,04	71 Costa, Jose
14	1	30,92	0,0323	1,1065	1,38	26 Guerreiro, Vitor
15	0	51,94	0,0000	0,0000	0,00	81 Marques, Francisco
16	0	31,66	0,0000	0,0000	0,00	78 Pereira, Joao
17	0	45,32	0,0000	0,0000	0,00	102 Santos, Jose
18	0	43,96	0,0000	0,0000	0,00	72 Madeira, Joaquim

REVOLVER (STANDARD) -- Overall Stage Results

Campeonato Regional Sul - 2010

Printed Maio 16, 2010 at 16:59



Stage 7 -- Pista 7

	PTS	TIME	HIT FACTOR	STAGE POINTS	STAGE PERCENT	COMPETITOR # Name
1	74	45,16	1,6386	80,0000	100,00	8 Vaz, Jose
2	53	34,67	1,5287	74,6336	93,29	9 Santos, Paulo

OPEN -- Overall Stage Results

Campeonato Regional Sul - 2010

Printed Maio 16, 2010 at 16:59



Stage 8 -- Pista 8

	PTS	TIME	HIT FACTOR	STAGE POINTS	STAGE PERCENT	COMPETITOR # Name
1	77	17,80	4,3258	80,0000	100,00	23 Gaspar, Abel
2	79	27,70	2,8520	52,7432	65,93	11 Monteiro, Emerico
3	73	27,13	2,6907	49,7614	62,20	36 Simoes, Hugo
4	66	24,63	2,6797	49,5563	61,95	38 Bicho, Ricardo
5	70	27,73	2,5243	46,6839	58,35	37 Braz, Paulo
6	54	22,52	2,3979	44,3450	55,43	52 Silva, Nelson
7	70	29,97	2,3357	43,1947	53,99	30 Nortadas, Joao
8	54	27,21	1,9846	36,7016	45,88	39 Viola, Rui
9	64	35,31	1,8125	33,5198	41,90	98 Paiva, Jorge
10	51	31,56	1,6160	29,8849	37,36	60 Jorge, Jose
11	32	46,40	0,6897	12,7541	15,94	73 Robalo, Jose

STANDARD -- Overall Stage Results**Campeonato Regional Sul - 2010**

Printed Maio 16, 2010 at 16:59

**Stage 8 -- Pista 8**

	PTS	TIME	HIT FACTOR	STAGE POINTS	STAGE PERCENT	COMPETITOR # Name
1	76	18,46	4,1170	80,0000	100,00	122 Costa, Luis
2	76	19,97	3,8057	73,9509	92,44	92 Correia, Paulo
3	74	19,94	3,7111	72,1132	90,14	106 Jorge, Paulo
4	77	20,77	3,7073	72,0381	90,05	5 Costa, JoseF
5	64	17,83	3,5895	69,7488	87,19	22 Monteiro, Joao
6	78	21,75	3,5862	69,6857	87,11	19 Ramalho, Vitor
7	63	19,13	3,2933	63,9932	79,99	21 Silva, Manuel
8	76	23,22	3,2730	63,6003	79,50	7 Rebelo, Jose
9	72	22,27	3,2330	62,8232	78,53	105 Silva, Abilio
10	60	19,59	3,0628	59,5148	74,39	85 Xisto, Jorge
11	72	23,65	3,0444	59,1575	73,95	15 Goncalves, Jose
12	64	21,60	2,9630	57,5751	71,97	18 Vieira, Jorge
13	66	23,31	2,8314	55,0186	68,77	69 Verdade, Paulo
14	64	24,27	2,6370	51,2411	64,05	68 Fernandes, Paulo
15	64	25,32	2,5276	49,1162	61,40	50 Coelho, Vitor
16	74	30,20	2,4503	47,6138	59,52	63 Marques, Jose
17	55	22,51	2,4434	47,4783	59,35	120 Esteves, Joaquim
18	78	32,47	2,4022	46,6789	58,35	96 Mendes, Jose
19	59	24,90	2,3695	46,0427	57,55	46 Mourao, Antonio
20	76	32,15	2,3639	45,9347	57,42	113 Mora, Amador
21	64	27,38	2,3375	45,4208	56,78	48 Martins, Antonio
22	72	30,94	2,3271	45,2189	56,52	119 Magalhaes, Manuel
23	74	31,82	2,3256	45,1897	56,49	99 Jorge, Jose
24	60	26,43	2,2701	44,1126	55,14	66 Lencastre, Luis
25	69	31,33	2,2024	42,7954	53,49	49 Valente, Jose
26	72	32,71	2,2012	42,7720	53,47	95 Duarte, Helder
27	72	32,87	2,1904	42,5639	53,20	109 Palomino, Antonio
28	68	31,48	2,1601	41,9742	52,47	121 Colaco, Vitor
29	53	24,67	2,1484	41,7460	52,18	70 Silva, Rui
30	68	32,13	2,1164	41,1250	51,41	64 Raposo, Luis
31	64	30,81	2,0772	40,3642	50,46	45 Costa, Alberto
32	64	31,52	2,0305	39,4550	49,32	32 Lebre, Eugenia
33	56	27,82	2,0129	39,1146	48,89	44 Xavier, Luis
34	57	29,91	1,9057	37,0311	46,29	108 Fernandez, Ramon
35	78	42,05	1,8549	36,0443	45,06	112 Maceda, Manuel
36	70	38,37	1,8243	35,4498	44,31	33 Simoes, Fernanda
37	59	32,68	1,8054	35,0815	43,85	93 Azevedo, Antonio
38	56	32,54	1,7210	33,4409	41,80	31 Damiao, Erenesto
39	68	40,89	1,6630	32,3147	40,39	94 Nunes, Antonio
40	78	47,16	1,6539	32,1387	40,17	110 Toledano, Francisco
41	70	44,95	1,5573	30,2605	37,83	53 Lima, Herlander
42	49	31,63	1,5492	30,1027	37,63	43 Marques, Joao
43	47	30,74	1,5290	29,7100	37,14	100 Pereira, Eunice
44	64	42,11	1,5198	29,5327	36,92	107 Santos, Jose
45	76	54,80	1,3869	26,9489	33,69	97 Nogueira, Luis
46	55	41,57	1,3231	25,7093	32,14	88 Sousa, Joao

STANDARD -- Overall Stage Results

Campeonato Regional Sul - 2010

Printed Maio 16, 2010 at 16:59



Stage 8 -- Pista 8

	PTS	TIME	HIT FACTOR	STAGE POINTS	STAGE PERCENT	COMPETITOR # Name
47	52	39,49	1,3168	25,5873	31,98	35 Pinguinha, Cristina
48	64	49,22	1,3003	25,2666	31,58	57 Rodrigues, Fernando
49	56	43,45	1,2888	25,0442	31,31	34 Tavares, Sandra
50	60	46,90	1,2793	24,8592	31,07	115 Romero, Jesus
51	64	51,67	1,2386	24,0685	30,09	51 Azevedo, Artur
52	47	40,72	1,1542	22,4284	28,04	28 Martins, Carlos
53	59	66,40	0,8886	17,2660	21,58	3 Faria, Jorge
54	41	48,40	0,8471	16,4606	20,58	65 Martins, Luis
55	19	23,15	0,8207	15,9482	19,94	27 Velez, Carlos
56	58	75,12	0,7721	15,0031	18,75	20 Dourado, Marco
57	13	38,52	0,3375	6,5579	8,20	56 Jesus, Fernando
58	0	0,00	0,0000	0,0000	0,00	76 Palha, Antonio
59	0	0,00	0,0000	0,0000	0,00	13 Alvelos, Jorge
60	0	0,00	0,0000	0,0000	0,00	2 Macaneiro, Jose
61	0	0,00	0,0000	0,0000	0,00	55 Mina, Antonio
62	0	0,00	0,0000	0,0000	0,00	4 Domingos, Fernando

PRODUCTION -- Overall Stage Results

Campeonato Regional Sul - 2010

Printed Maio 16, 2010 at 16:59



Stage 8 -- Pista 8

	PTS	TIME	HIT FACTOR	STAGE POINTS	STAGE PERCENT	COMPETITOR # Name
1	72	20,36	3,5363	80,0000	100,00	83 Santos, Joao
2	72	20,86	3,4516	78,0825	97,60	17 Goncalves, Paulo
3	68	22,44	3,0303	68,5522	85,69	14 Braz, Rui
4	70	24,26	2,8854	65,2743	81,59	90 Gomes, Pedro
5	52	18,24	2,8509	64,4932	80,62	84 Borges, Bruno
6	61	22,15	2,7540	62,3005	77,88	40 Guimaraes, Jose
7	68	25,83	2,6326	59,5552	74,44	10 Alegre, Paulo
8	74	28,26	2,6185	59,2372	74,05	1 Diogo, Nuno
9	62	23,69	2,6171	59,2055	74,01	61 Whitfield, Justin
10	66	28,50	2,3158	52,3883	65,49	62 Mota, Pedro
11	70	31,86	2,1971	49,7036	62,13	87 Pereira, Jose
12	50	25,90	1,9305	43,6722	54,59	16 Diogo, Paulo
13	72	39,03	1,8447	41,7320	52,17	114 Zozaya, Pablo
14	76	42,37	1,7937	40,5780	50,72	111 Toro, Francisco
15	56	33,85	1,6544	37,4252	46,78	75 Veloso, Joel
16	57	35,78	1,5931	36,0388	45,05	59 Cruz, Carlos
17	0	0,00	0,0000	0,0000	0,00	6 Neves, Luis
18	0	0,00	0,0000	0,0000	0,00	41 Albuquerque, Fernando

MODIFIED -- Overall Stage Results**Campeonato Regional Sul - 2010**

Printed Maio 16, 2010 at 16:59

**Stage 8 -- Pista 8**

	PTS	TIME	HIT FACTOR	STAGE POINTS	STAGE PERCENT	COMPETITOR # Name
1	75	20,22	3,7092	80,0000	100,00	71 Costa, Jose
2	76	23,33	3,2576	70,2601	87,83	12 Reis, Francisco
3	74	23,32	3,1732	68,4405	85,55	78 Pereira, Joao
4	76	24,02	3,1640	68,2418	85,30	86 Simoes, Carlos
5	77	25,01	3,0788	66,4029	83,00	25 Ramos, Antonio
6	58	19,06	3,0430	65,6319	82,04	101 Fernandes, Henrique
7	74	26,72	2,7695	59,7317	74,66	58 Fialho, Domingos
8	66	23,99	2,7511	59,3367	74,17	26 Guerreiro, Vitor
9	51	20,37	2,5037	53,9994	67,50	89 Leitao, Orlando
10	64	25,74	2,4864	53,6267	67,03	79 Leitao, Vasco
11	74	32,62	2,2685	48,9280	61,16	24 Simao, Antonio
12	64	28,90	2,2145	47,7630	59,70	81 Marques, Francisco
13	55	25,89	2,1244	45,8185	57,27	80 Lopes, Fernando
14	80	39,31	2,0351	43,8932	54,87	91 Azinheira, Paulo
15	48	31,15	1,5409	33,2348	41,54	72 Madeira, Joaquim
16	34	24,28	1,4003	30,2023	37,75	102 Santos, Jose
17	56	42,08	1,3308	28,7027	35,88	54 Canha, Antonio
18	30	22,90	1,3100	28,2550	35,32	103 Rodrigues, Jose

REVOLVER (STANDARD) -- Overall Stage Results

Campeonato Regional Sul - 2010

Printed Maio 16, 2010 at 16:59



Stage 8 -- Pista 8

	PTS	TIME	HIT FACTOR	STAGE POINTS	STAGE PERCENT	COMPETITOR # Name
1	77	44,20	1,7421	80,0000	100,00	9 Santos, Paulo
2	70	53,40	1,3109	60,1975	75,25	8 Vaz, Jose