



II Open "Cidade de Tavira" 2010

Date: February 20/21

Organization: FPT / Sociedade Tiro Tavira

Shooting Range: Sitio das Cachamorras – Tavira

Contact Phone.# +351 966 024 005 (Nuno Diogo)

Match Level: III





II OPEN "CIDADE DE TAVIRA" 2010



RULES: Practical Shooting Handbook, Latest Edition

COURSE DESIGNER: RO Nuno Diogo

START POSITION: Standing on position XX, facing down range, with knees in the soil and hands in the head.

START CONDITION: Handgun in ready condition and holstered.

STAGE: 01 – Long Course

STAGE PROCEDURE: Upon start signal, draw and engage all targets when they came visible inside area A. (free style)

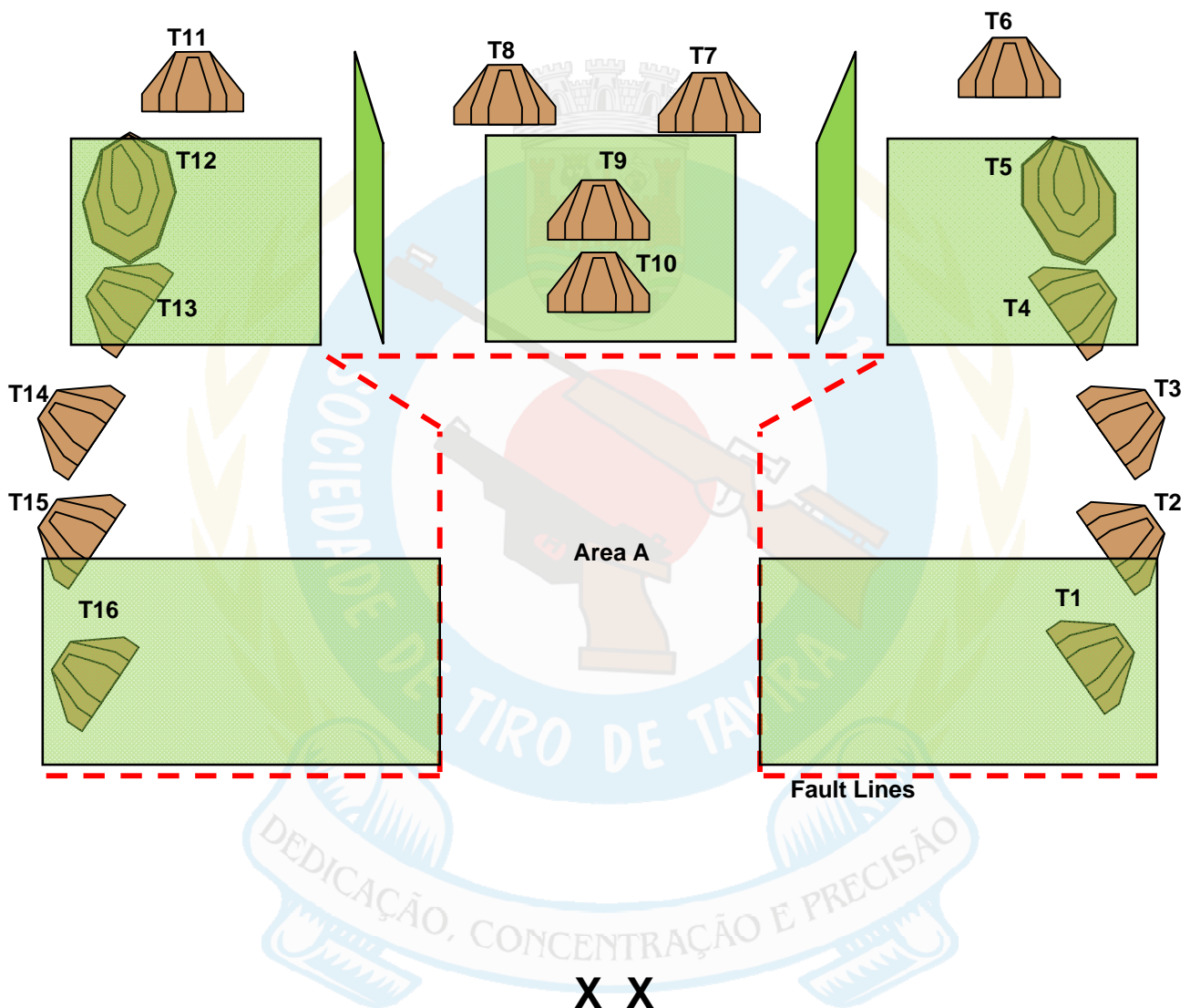
SCORING: Comstock, 32 rounds, 160 points

TARGETS: 16 IPSC Targets

SCORED HITS: 2 Best per IPSC, Steel down = 1A

START-STOP: Audible Signal - Last shot

PENALTIES: Per current edition IPSC Rule Book





II OPEN "CIDADE DE TAVIRA" 2010



RULES: Practical Shooting Handbook, Latest Edition

COURSE DESIGNER: RO Nuno Diogo

START POSITION: Standing with toes touching XX marks, facing up range, hands in the head

START CONDITION: Handgun unloaded and holstered.

STAGE: 02 – Long Course

STAGE PROCEDURE: Upon start signal, draw and engage all targets.

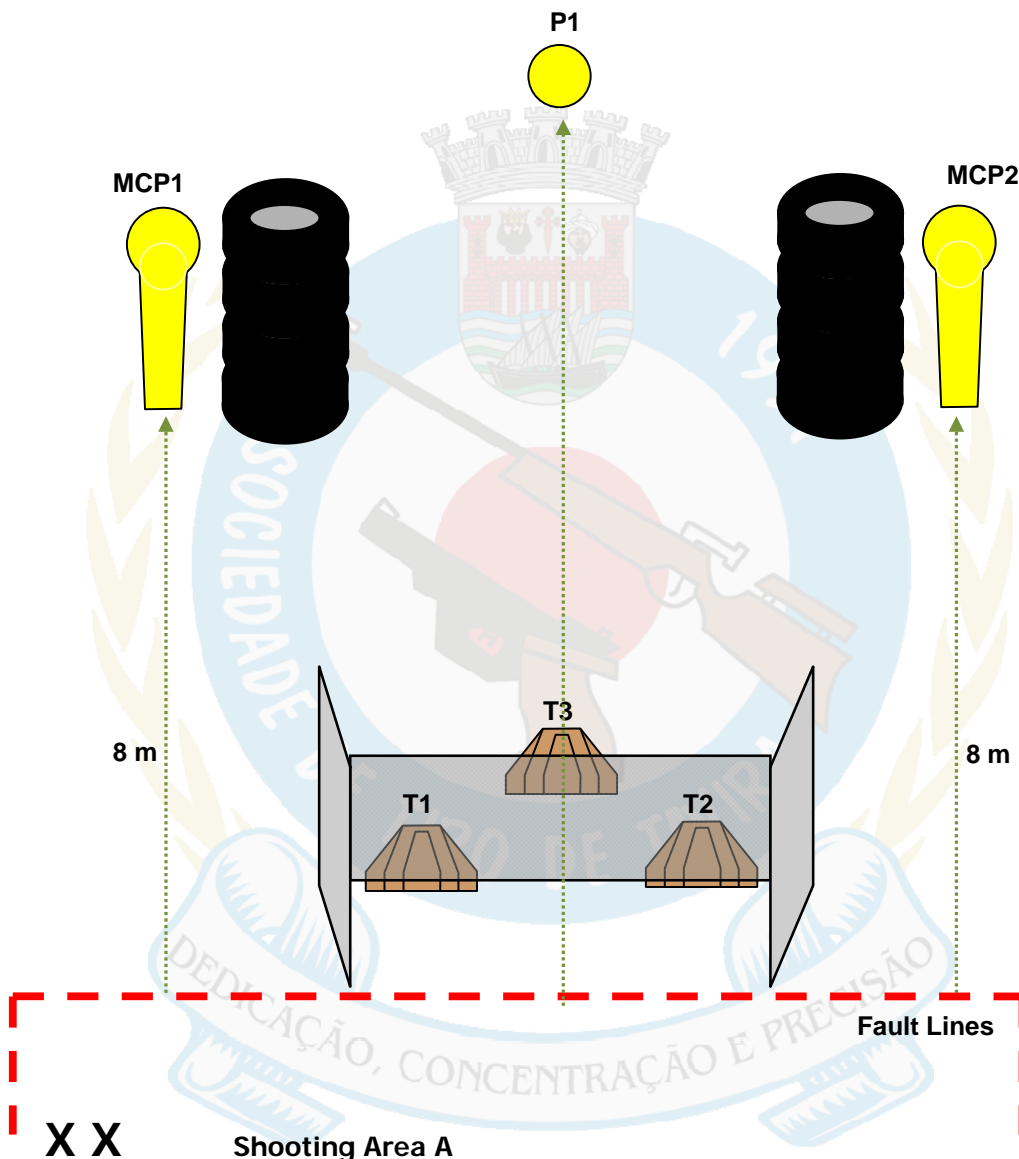
SCORING: Comstock, 09 rounds, 45 points

TARGETS: 3 IPSC Targets, 1 Plate, 2 Mini Popper

SCORED HITS: 2 Best per IPSC, Steel down = 1A

START-STOP: Audible Signal - Last shot

PENALTIES: Per current edition IPSC Rule Book





II OPEN "CIDADE DE TAVIRA" 2010



RULES: Practical Shooting Handbook, Latest Edition

COURSE DESIGNER: RO Nuno Diogo

START POSITION: Standing with toes touching XX marks, facing down range, hands naturally at sides

START CONDITION: Handgun unloaded and holstered.

STAGE: 03 – Short Course

STAGE PROCEDURE: Upon start signal, draw and from inside fault lines engage all targets, when they come visible.

The Moving Targets MT3 is activated by MCP1

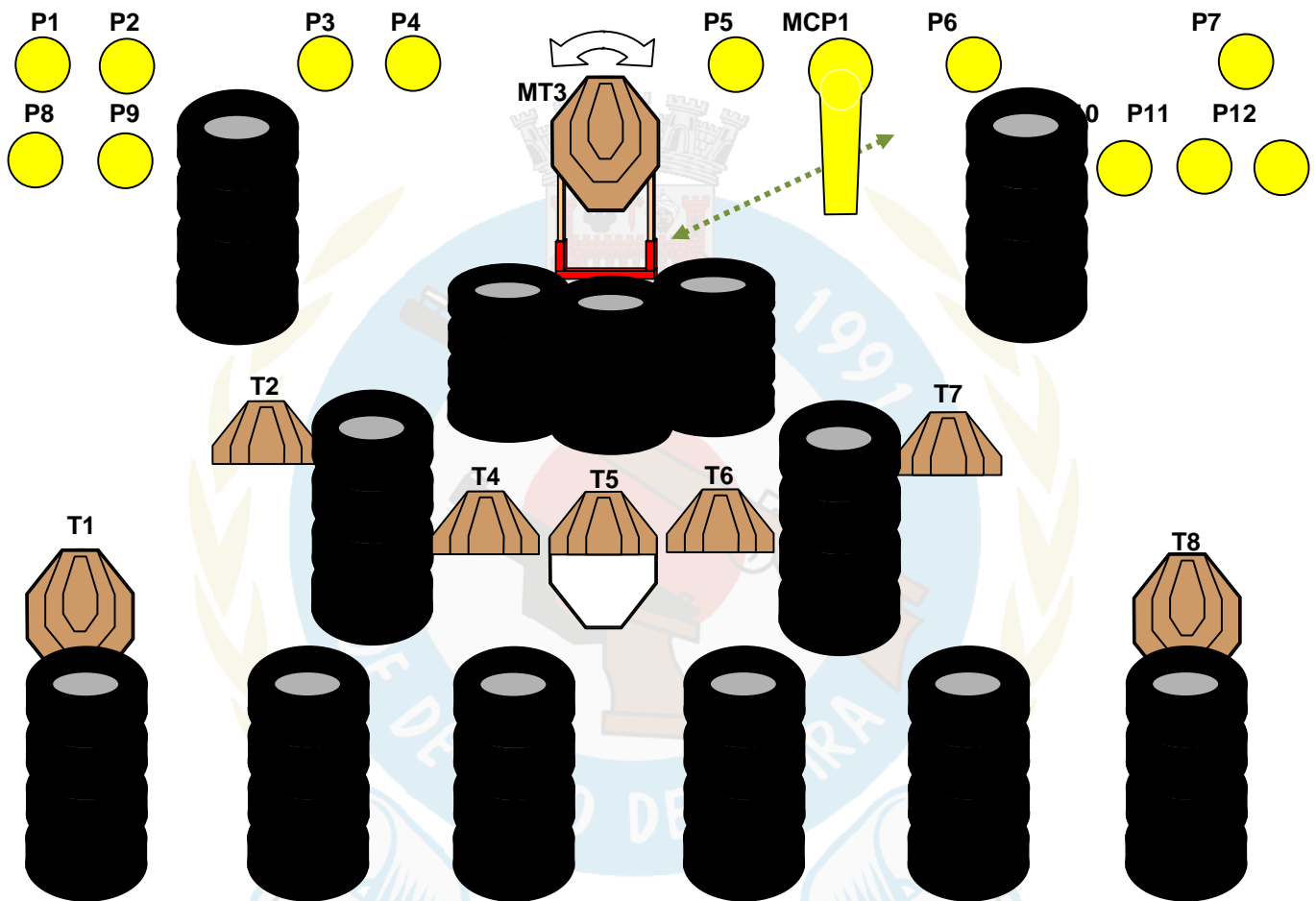
SCORING: Comstock, 29 rounds, 145 points

TARGETS: 8 IPSC Targets, 12 Plates 1 Mini Popper

SCORED HITS: 2 Best per IPSC, Steel down = 1A

START-STOP: Audible Signal - Last shot

PENALTIES: Per current edition IPSC Rule Book



Fault Lines



X X

Shooting Area A

RULES: Practical Shooting Handbook, Latest Edition

COURSE DESIGNER: RO Nuno Diogo



II OPEN "CIDADE DE TAVIRA" 2010



START POSITION: Standing with toes touching XX marks, facing down range, hands naturally at sides
START CONDITION: Handgun in ready condition and holstered.

STAGE: 03 – Long Course

STAGE PROCEDURE: Upon start signal, draw and from inside fault lines engage all targets, when they come visible.

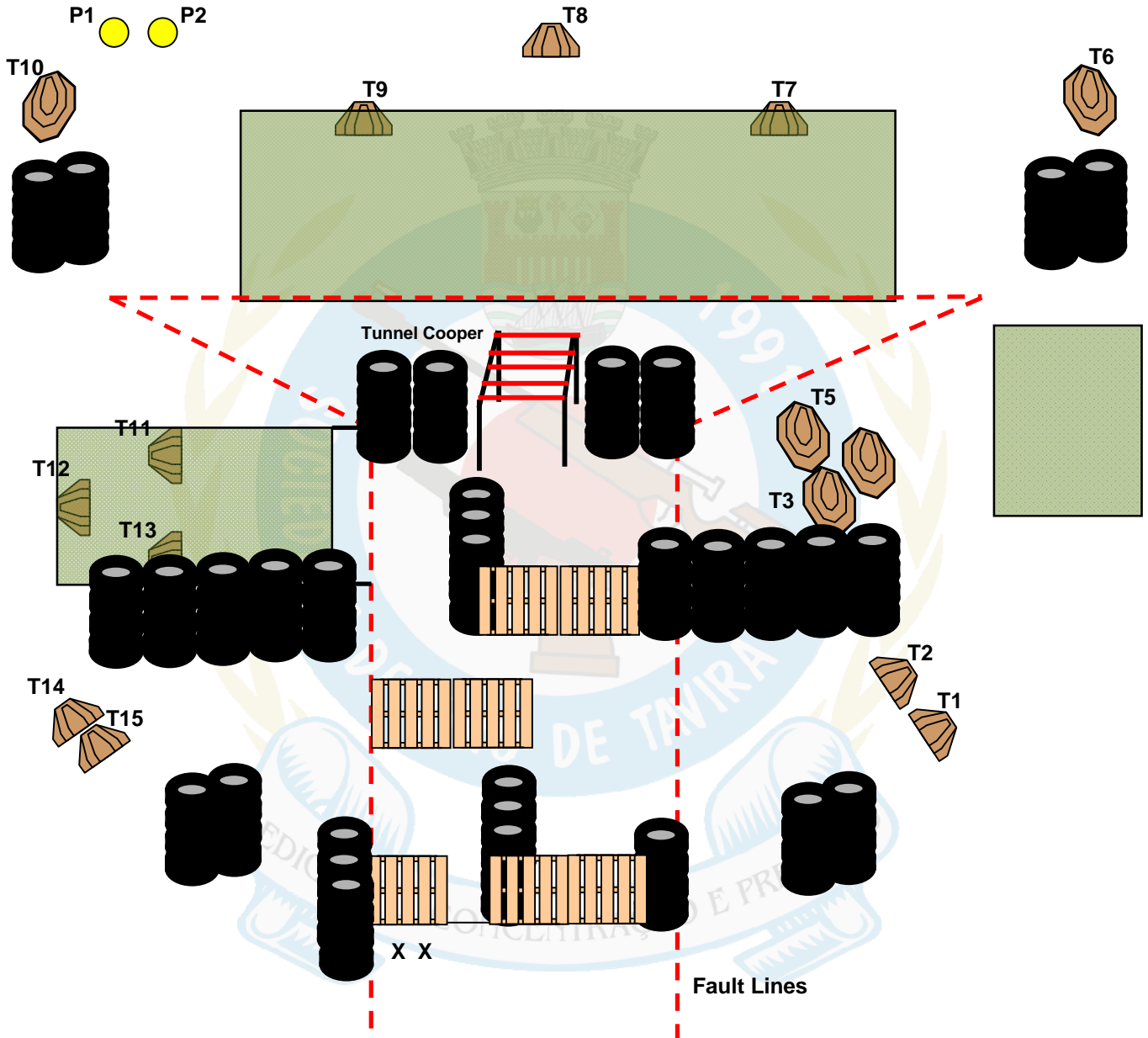
SCORING: Comstock, 32 rounds, 160 points

TARGETS: 15 IPSC Targets, 2 Plates

SCORED HITS: 2 Best per IPSC, Steel down = 1A

START-STOP: Audible Signal - Last shot

PENALTIES: Per current edition IPSC Rule Book





II OPEN "CIDADE DE TAVIRA" 2010



START POSITION: Standing with toes touching XX marks, facing up range, hands in the head
START CONDITION: Handgun unloaded and holstered.

STAGE: 05 – Short Course

STAGE PROCEDURE: Upon start signal, draw and from inside fault lines engage all targets.

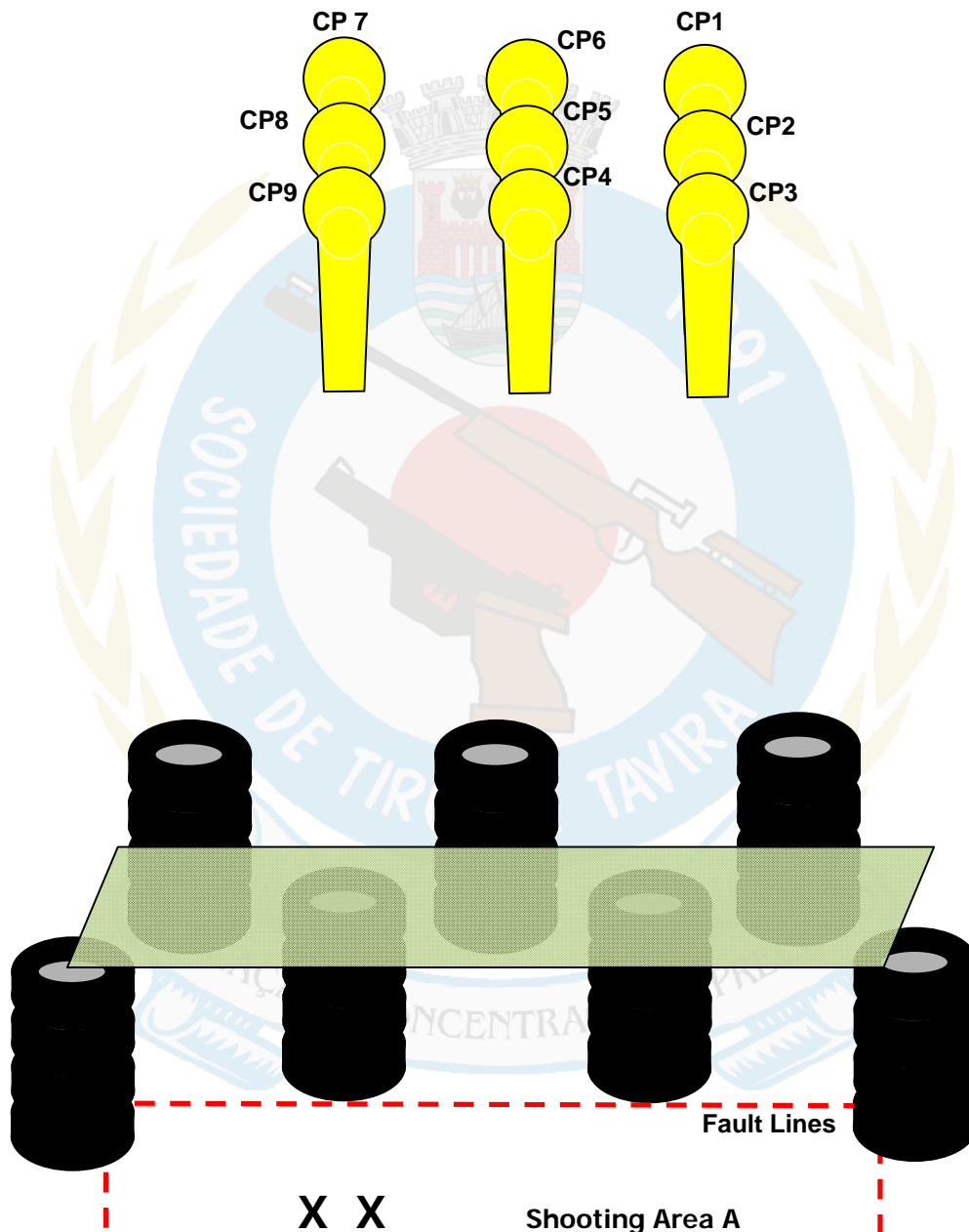
SCORING: Comstock, 09 rounds, 45 points

TARGETS: 9 Mini Popper

SCORED HITS: 2 Best per IPSC, Steel down = 1A

START-STOP: Audible Signal - Last shot

PENALTIES: Per current edition IPSC Rule Book



RULES: Practical Shooting Handbook, Latest Edition

COURSE DESIGNER: RO Nuno Diogo

START POSITION: Standing on position XX, facing down range, with knees in the soil and hands in the head.



II OPEN "CIDADE DE TAVIRA" 2010



START CONDITION: Handgun in ready condition and holstered.

STAGE: 06 – Medium Course

STAGE PROCEDURE: Upon start signal, draw and from inside fault lines engage all targets, when they come visible.

The Moving Target MT4 is activated by MCP1


SCORING: Comstock, 16 rounds, 80 points

TARGETS: 6 IPSC Targets, 3 Plate3, 1 Mini Popper

SCORED HITS: 2 Best per IPSC, Steel down = 1A

START-STOP: Audible Signal - Last shot

PENALTIES: Per current edition IPSC Rule Book



Fault Lines

X X

Shooting Area A

RULES: Practical Shooting Handbook, Latest Edition

COURSE DESIGNER: RO José Gonçalves

TART POSITION: Standing with toes touching XX marks, facing down range, hands in the head.



II OPEN "CIDADE DE TAVIRA" 2010



START CONDITION: Handgun in ready condition and holstered.

STAGE: 07 – Long Course

STAGE PROCEDURE: Upon start signal, draw and from inside fault lines engage all targets, when they come visible.

The Moving Target MT1 is activated by MCP1

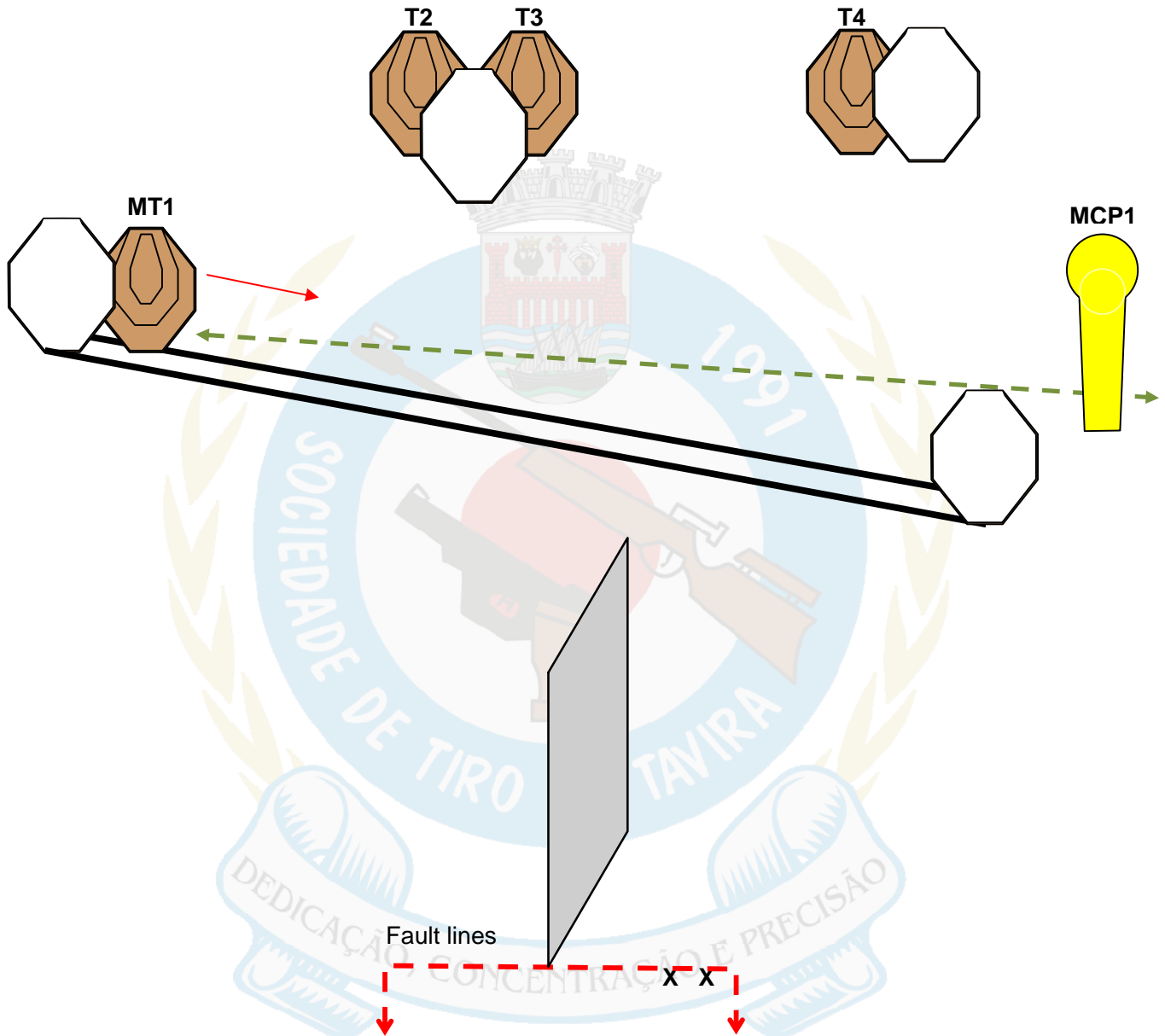
SCORING: Comstock, 09 rounds, 45 points

TARGETS: 4 IPSC Targets, 1 Mini Popper

SCORED HITS: 2 Best per IPSC, Steel down = 1A

START-STOP: Audible Signal - Last shot

PENALTIES: Per current edition IPSC Rule Book



RULES: Practical Shooting Handbook, Latest Edition

COURSE DESIGNER: RO Nuno Diogo

START POSITION: Standing with toes touching XX marks, facing up range, hands naturally at sides

START CONDITION: Handgun unloaded and magazines on the table



II OPEN "CIDADE DE TAVIRA" 2010



STAGE: 08 – Medium Course

STAGE PROCEDURE: Upon start signal, pick up the gun from the table, and from inside fault line engage all targets.

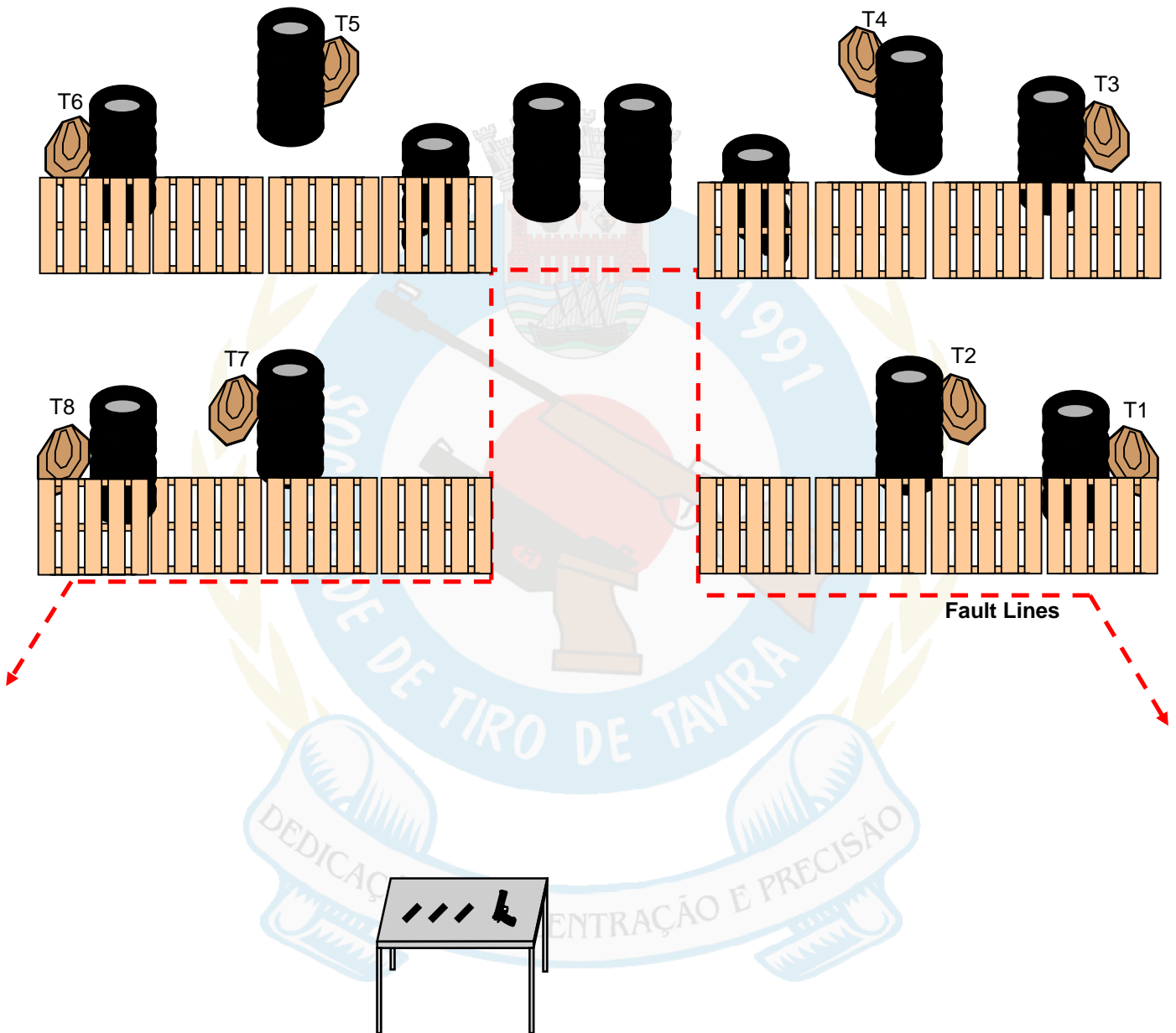
SCORING: Comstock, 16 rounds, 80 points

TARGETS: 12 IPSC Targets, 1 Classic Popper, 1 Plate.

SCORED HITS: 2 Best per IPSC, Steel down = 1A

START-STOP: Audible Signal - Last shot

PENALTIES: Per current edition IPSC Rule Book



X X